



Asset  
Management

Prospectus | December 22, 2025

Schwab<sup>®</sup> ETFs

## Schwab<sup>®</sup> U.S. Equity ETFs

Schwab <sup>®</sup> U.S. Broad Market ETF	<b>SCHB</b>
Schwab 1000 Index <sup>®</sup> ETF	<b>SCHK</b>
Schwab <sup>®</sup> U.S. Large-Cap ETF	<b>SCHX</b>
Schwab <sup>®</sup> U.S. Large-Cap Growth ETF	<b>SCHG</b>
Schwab <sup>®</sup> U.S. Large-Cap Value ETF	<b>SCHV</b>
Schwab <sup>®</sup> U.S. Mid-Cap ETF	<b>SCHM</b>
Schwab <sup>®</sup> U.S. Small-Cap ETF	<b>SCHA</b>
Schwab <sup>®</sup> U.S. Dividend Equity ETF	<b>SCHD</b>

Principal U.S. Listing Exchange: **NYSE Arca, Inc.**

As with all exchange-traded funds, the Securities and Exchange Commission (SEC) has not approved these securities or passed on whether the information in this prospectus is adequate and accurate. Anyone who indicates otherwise is committing a federal crime.

# Schwab U.S. Equity ETFs

<b>Fund Summaries</b>	
Schwab U.S. Broad Market ETF .....	1
Schwab 1000 Index ETF .....	4
Schwab U.S. Large-Cap ETF .....	7
Schwab U.S. Large-Cap Growth ETF .....	10
Schwab U.S. Large-Cap Value ETF .....	14
Schwab U.S. Mid-Cap ETF .....	17
Schwab U.S. Small-Cap ETF .....	20
Schwab U.S. Dividend Equity ETF .....	24
<b>About the Funds</b> .....	28
<b>Fund Details</b> .....	29
Investment Objectives and More About Principal Risks .....	29
Schwab U.S. Broad Market ETF .....	29
Schwab 1000 Index ETF .....	32
Schwab U.S. Large-Cap ETF .....	34
Schwab U.S. Large-Cap Growth ETF .....	37
Schwab U.S. Large-Cap Value ETF .....	40
Schwab U.S. Mid-Cap ETF .....	42
Schwab U.S. Small-Cap ETF .....	45
Schwab U.S. Dividend Equity ETF .....	47
Portfolio Holdings .....	50
Financial Highlights .....	51
<b>Fund Management</b> .....	59
<b>Investing in the Funds</b> .....	60
Share Trading Prices .....	60
Determination of Net Asset Value .....	60
Purchase and Redemption of Creation Units .....	61
Additional Policies .....	62
Distributions and Taxes .....	63
Additional Information .....	64

# Schwab U.S. Broad Market ETF

Ticker Symbol: SCHB

## Investment Objective

The fund's goal is to track as closely as possible, before fees and expenses, the total return of the Dow Jones U.S. Broad Stock Market Index.

## Fund Fees and Expenses

This table describes the fees and expenses you may pay if you buy, hold and sell shares of the fund. **You may pay other fees, such as brokerage commissions and other fees to financial intermediaries, which are not reflected in the table and Example below.**

<b>Shareholder Fees</b> (fees paid directly from your investment)	None
<b>Annual Fund Operating Expenses</b> (expenses that you pay each year as a % of the value of your investment)	
Management fees	0.03
Other expenses	0.00
<b>Total annual fund operating expenses</b>	<b>0.03</b>

## Example

This example is intended to help you compare the cost of investing in the fund with the cost of investing in other funds. The example assumes that you invest \$10,000 in the fund for the time periods indicated and then sell all of your shares at the end of those time periods. The example also assumes that your investment has a 5% return each year and that the fund's operating expenses remain the same. Your actual costs may be higher or lower.

<b>Expenses on a \$10,000 Investment</b>				
<b>1 Year</b>	<b>3 Years</b>	<b>5 Years</b>	<b>10 Years</b>	
\$3	\$10	\$17	\$39	

## Portfolio Turnover

The fund pays transaction costs, such as commissions, when it buys and sells securities (or "turns over" its portfolio). A higher portfolio turnover may indicate higher transaction costs and may result in higher taxes when fund shares are held in a taxable account. These costs, which are not reflected in the annual fund operating expenses or in the example, affect the fund's performance. During the most recent fiscal year, the fund's portfolio turnover rate was 3% of the average value of its portfolio.

## Principal Investment Strategies

**To pursue its goal, the fund generally invests in stocks that are included in the Dow Jones U.S. Broad Stock Market Index<sup>†</sup>.** The index

includes the largest 2,500 publicly traded U.S. companies for which pricing information is readily available. The index is a float-adjusted market capitalization weighted index that reflects the shares of securities actually available to investors in the marketplace. As of August 31, 2025, the index was composed of 2,457 stocks.

It is the fund's policy that under normal circumstances it will invest at least 90% of its net assets (including, for this purpose, any borrowings for investment purposes) in these stocks. The fund will notify its shareholders at least 60 days before changing this policy. The fund may sell securities that are represented in the index in anticipation of their removal from the index, or buy securities that are not yet represented in the index in anticipation of their addition to the index.

Under normal circumstances, the fund may invest up to 10% of its net assets in securities not included in the index. The principal types of these investments include those that the investment adviser believes will help the fund track the index, such as investments in (a) securities that are not represented in the index but the investment adviser anticipates will be added to the index or as necessary to reflect various corporate actions (such as mergers and spin-offs); (b) other investment companies; and (c) derivatives, principally futures contracts. The fund may use futures contracts and other derivatives primarily to seek returns on the fund's otherwise uninvested cash assets to help it better track the index. The fund may also invest in cash and cash equivalents, including money market funds, and may lend its securities to minimize the difference in performance that naturally exists between an index fund and its corresponding index.

Because it may not be possible or practicable to purchase all of the stocks in the index, the investment adviser seeks to track the total return of the index by using sampling techniques. Sampling techniques involve investing in a limited number of index securities which, when taken together, are expected to perform similarly to the index as a whole. These techniques are based on a variety of factors, including performance attributes, tax considerations, capitalization, dividend yield, price/earnings ratio, industry factors, risk factors and other characteristics. The fund generally expects that its portfolio will hold less than the total number of securities in the index, but reserves the right to hold as many securities as it believes necessary to achieve the fund's investment objective. The fund generally expects that its industry weightings, dividend yield and price/earnings ratio will be similar to those of the index.

The fund will concentrate its investments (i.e., hold more than 25% of its total assets) in a particular industry, group of industries or

<sup>†</sup> Index ownership – Dow Jones<sup>®</sup> is a registered trademark of Dow Jones Trademark Holdings LLC (Dow Jones). The Dow Jones U.S. Broad Stock Market Index is a product of S&P Dow Jones Indices LLC and/or its affiliates, and has been licensed for use by Charles Schwab Investment Management, Inc., dba Schwab Asset Management. The Schwab U.S. Broad Market ETF is not sponsored, endorsed, sold or promoted by S&P Dow Jones Indices LLC, Dow Jones, or any of their respective affiliates and neither S&P Dow Jones Indices LLC, Dow Jones, nor any of their respective affiliates make any representation regarding the advisability of investing in such product.

sector to approximately the same extent that the index is so concentrated.

## Principal Risks

---

The fund is subject to risks, any of which could cause an investor to lose money. The fund's principal risks include:

**Market Risk.** Financial markets rise and fall in response to a variety of factors, sometimes rapidly and unpredictably. Markets may be impacted by economic, political, regulatory and other conditions, including economic sanctions, tariffs and other government actions. In addition, the occurrence of global events, such as war, terrorism, environmental disasters, natural disasters and epidemics, may also negatively affect the financial markets. As with any investment whose performance is tied to these markets, the value of an investment in the fund will fluctuate, which means that an investor could lose money over short or long periods.

**Investment Style Risk.** The fund is an index fund. Therefore, the fund follows the securities included in the index during upturns as well as downturns. Because of its indexing strategy, the fund does not take steps to reduce market exposure or to lessen the effects of a declining market. In addition, because of the fund's expenses, the fund's performance may be below that of the index. Errors relating to the index may occur from time to time and may not be identified by the index provider for a period of time. In addition, market disruptions could cause delays in the index's rebalancing schedule. Such errors and/or market disruptions may result in losses for the fund.

**Equity Risk.** The prices of equity securities rise and fall daily. These price movements may result from factors affecting individual companies, industries or the securities market as a whole. In addition, equity markets tend to move in cycles, which may cause stock prices to fall over short or extended periods of time.

**Market Capitalization Risk.** Securities issued by companies of different market capitalizations tend to go in and out of favor based on market and economic conditions. During a period when securities of a particular market capitalization fall behind other types of investments, the fund's performance could be impacted.

**Large-Cap Company Risk.** Large-cap companies are generally more mature and the securities issued by these companies may not be able to reach the same levels of growth as the securities issued by small- or mid-cap companies.

**Mid-Cap Company Risk.** Mid-cap companies may be more vulnerable to adverse business or economic events than larger, more established companies and the value of securities issued by these companies may move sharply.

**Small-Cap Company Risk.** Securities issued by small-cap companies may be riskier than those issued by larger companies, and their prices may move sharply, especially during market upturns and downturns.

**Sampling Index Tracking Risk.** The fund may not fully replicate the index and may hold securities not included in the index. As a result, the fund is subject to the risk that the investment adviser's

investment management strategy, the implementation of which is subject to a number of constraints, may not produce the intended results. Because the fund utilizes a sampling approach it may not track the return of the index as well as it would if the fund purchased all of the securities in the index.

**Tracking Error and Correlation Risk.** As an index fund, the fund seeks to track the performance of the index, although it may not be successful in doing so. Further, there can be no guarantee that the fund will achieve a high degree of correlation between the fund's performance and that of its index. The correlation between the performance of the fund and that of its index, positive or negative, is called "tracking error." Tracking error can be caused by many factors and it may be significant.

**Derivatives Risk.** The fund's use of derivative instruments involves risks different from, or possibly greater than, the risks associated with investing directly in securities and other traditional investments. The fund's use of derivatives could reduce the fund's performance, increase its volatility and cause the fund to lose more than the initial amount invested. In addition, investments in derivatives may involve leverage, which means a small percentage of assets invested in derivatives can have a disproportionately large impact on the fund.

**Liquidity Risk.** The fund may be unable to sell certain securities, such as illiquid securities, readily at a favorable time or price, or the fund may have to sell them at a loss.

**Securities Lending Risk.** Securities lending involves the risk of loss of rights in, or delay in recovery of, the loaned securities if the borrower fails to return the security loaned or becomes insolvent.

**Concentration Risk.** To the extent that the fund's or the index's portfolio is concentrated in the securities of issuers in a particular market, industry, group of industries, sector or asset class, the fund may be adversely affected by the performance of those securities, may be subject to increased price volatility and may be more vulnerable to adverse economic, market, political or regulatory occurrences affecting that market, industry, group of industries, sector or asset class.

**Market Trading Risk.** Although fund shares are listed on national securities exchanges, there can be no assurance that an active trading market for fund shares will develop or be maintained. If an active market is not maintained, investors may find it difficult to buy or sell fund shares.

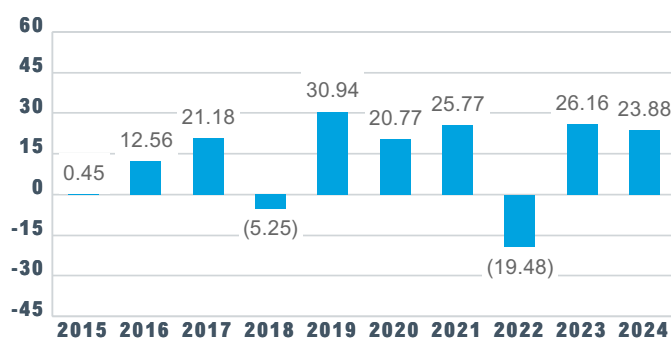
**Shares of the Fund May Trade at Prices Other Than NAV.** Fund shares may be bought and sold in the secondary market at market prices. Although it is expected that the market price of the shares of the fund will approximate the fund's net asset value (NAV), there may be times when the market price and the NAV vary significantly. An investor may pay more than NAV when buying shares of the fund in the secondary market, and an investor may receive less than NAV when selling those shares in the secondary market. The market price of fund shares may deviate, sometimes significantly, from NAV during periods of market volatility or market disruption.

For more information on the risks of investing in the fund, please see the “Fund Details” section in the prospectus.

## Performance

The bar chart below shows how the fund’s investment results have varied from year to year, and the following table shows how the fund’s average annual total returns for various periods compared to that of one or more indices. This information provides some indication of the risks of investing in the fund. All figures assume distributions were reinvested. Keep in mind that future performance (both before and after taxes) may differ from past performance. For current performance information, please see [www.schwabassetmanagement.com/prospectus](http://www.schwabassetmanagement.com/prospectus).

### Annual Total Returns (%) as of 12/31



**Best Quarter:** 22.04% Q2 2020

**Worst Quarter:** (20.91%) Q1 2020

**Year-to-date performance (before taxes) as of 9/30/25:** 14.37%

### Average Annual Total Returns as of 12/31/24

	1 Year	5 Years	10 Years
Before taxes	23.88%	13.83%	12.51%
After taxes on distributions	23.48%	13.40%	12.02%
After taxes on distributions and sale of shares	14.37%	11.00%	10.28%
<b>Comparative Index</b> (reflects no deduction for expenses or taxes)			
Dow Jones U.S. Broad Stock Market Index	23.91%	13.85%	12.52%

The after-tax figures reflect the highest individual federal income tax rates in effect during the period and do not reflect the impact of state and local taxes. Your actual after-tax returns depend on your individual tax situation. In addition, after-tax returns are not relevant if you hold your fund shares through a tax-deferred arrangement, such as a 401(k) plan, an individual retirement account (IRA) or other tax-advantaged account.

## Investment Adviser

Charles Schwab Investment Management, Inc., dba Schwab Asset Management®

## Portfolio Managers

**Christopher Bliss, CFA**, Managing Director and Head of Equity Index Strategies, is responsible for the day-to-day co-management of the fund. He has managed the fund since 2017.

**Jeremy Brown, CFA**, Senior Portfolio Manager, is responsible for the day-to-day co-management of the fund. He has managed the fund since 2018.

**Ferian Juwono, CFA**, Senior Portfolio Manager, is responsible for the day-to-day co-management of the fund. He has managed the fund since 2010.

**Agnes Zau, CFA**, Portfolio Manager, is responsible for the day-to-day co-management of the fund. She has managed the fund since 2022.

## Purchase and Sale of Fund Shares

The fund issues and redeems shares at its NAV only in large blocks of shares (Creation Units). These transactions are usually in exchange for a basket of securities included in the index and/or an amount of cash. As a practical matter, only Authorized Participants purchase or redeem Creation Units.

Individual shares may only be purchased and sold in the secondary market (i.e., on a national securities exchange) through a broker or dealer at market prices. Because fund shares trade at market prices rather than at NAV, fund shares may trade at a price greater than NAV (premium) or less than NAV (discount). When buying or selling shares in the secondary market, you may incur costs attributable to the difference between the highest price a buyer is willing to pay to purchase shares of the fund (bid) and the lowest price a seller is willing to accept for shares of the fund (ask) (the “bid-ask spread”). Recent information regarding the fund’s NAV, market price, premiums and discounts, and bid-ask spreads is available at [www.schwabassetmanagement.com](http://www.schwabassetmanagement.com).

## Tax Information

Dividends and capital gains distributions received from the fund will generally be taxable as ordinary income or capital gains, unless you are investing through an IRA, 401(k) or other tax-advantaged account (in which case you may be taxed later, upon withdrawal of your investment from such account).

## Payments to Financial Intermediaries

If you purchase shares of the fund through a broker-dealer or other financial intermediary (such as a bank), the adviser and its related companies may pay the intermediary for the sale of fund shares and related services. These payments may create a conflict of interest by influencing the broker-dealer or other financial intermediary and your salesperson to recommend the fund over another investment. Ask your salesperson or visit your financial intermediary’s website for more information.

# Schwab 1000 Index<sup>®</sup> ETF

Ticker Symbol: SCHK

## Investment Objective

The fund's goal is to track as closely as possible, before fees and expenses, the total return of the Schwab 1000 Index<sup>®</sup>.

## Fund Fees and Expenses

This table describes the fees and expenses you may pay if you buy, hold and sell shares of the fund. **You may pay other fees, such as brokerage commissions and other fees to financial intermediaries, which are not reflected in the table and Example below.**

Shareholder Fees (fees paid directly from your investment)	
	None
Annual Fund Operating Expenses (expenses that you pay each year as a % of the value of your investment) <sup>(1)</sup>	
Management fees	0.03
Other expenses	0.00
<b>Total annual fund operating expenses</b>	<b>0.03</b>

<sup>(1)</sup> The information in the table has been restated to reflect current fees and expenses.

## Example

This example is intended to help you compare the cost of investing in the fund with the cost of investing in other funds. The example assumes that you invest \$10,000 in the fund for the time periods indicated and then sell all of your shares at the end of those time periods. The example also assumes that your investment has a 5% return each year and that the fund's operating expenses remain the same. Your actual costs may be higher or lower.

Expenses on a \$10,000 Investment			
1 Year	3 Years	5 Years	10 Years
\$3	\$10	\$17	\$39

## Portfolio Turnover

The fund pays transaction costs, such as commissions, when it buys and sells securities (or "turns over" its portfolio). A higher portfolio turnover may indicate higher transaction costs and may result in higher taxes when fund shares are held in a taxable account. These costs, which are not reflected in the annual fund operating expenses or in the example, affect the fund's performance. During the most recent fiscal year, the fund's portfolio turnover rate was 3% of the average value of its portfolio.

## Principal Investment Strategies

**To pursue its goal, the fund generally invests in stocks that are included in the Schwab 1000 Index.** The Schwab 1000 Index is a float-adjusted market capitalization weighted index that includes the 1,000 largest stocks of publicly traded companies in the United

States, with size being determined by market capitalization (total market value of all shares outstanding). The index is designed to be a measure of the performance of large- and mid-cap U.S. stocks.

It is the fund's policy that under normal circumstances it will invest at least 90% of its net assets (including, for this purpose, any borrowings for investment purposes) in stocks included in the index. The fund will notify its shareholders at least 60 days before changing this policy. The fund generally will seek to replicate the performance of the index by giving the same weight to a given stock as the index does. However, when the investment adviser believes it is appropriate to do so, such as to avoid purchasing odd-lots (i.e., purchasing less than the usual number of shares traded for a security), for tax considerations, or to address liquidity considerations with respect to a security, the investment adviser may cause the fund's weighting of a security to be more or less than the index's weighting of the security. The fund may sell securities that are represented in the index in anticipation of their removal from the index, or buy securities that are not yet represented in the index in anticipation of their addition to the index.

Under normal circumstances, the fund may invest up to 10% of its net assets in securities not included in the index. The principal types of these investments include those that the investment adviser believes will help the fund track the index, such as investments in (a) securities that are not represented in the index but the investment adviser anticipates will be added to the index or as necessary to reflect various corporate actions (such as mergers and spin-offs); (b) other investment companies; and (c) derivatives, principally futures contracts. The fund may use futures contracts and other derivatives primarily to seek returns on the fund's otherwise uninvested cash assets to help it better track the index. The fund may also invest in cash and cash equivalents, including money market funds, and may lend its securities to minimize the difference in performance that naturally exists between an index fund and its corresponding index.

The fund will concentrate its investments (i.e., hold more than 25% of its total assets) in a particular industry, group of industries or sector to approximately the same extent that the index is so concentrated.

## Principal Risks

The fund is subject to risks, any of which could cause an investor to lose money. The fund's principal risks include:

**Market Risk.** Financial markets rise and fall in response to a variety of factors, sometimes rapidly and unpredictably. Markets may be impacted by economic, political, regulatory and other conditions, including economic sanctions, tariffs and other government actions. In addition, the occurrence of global events, such as war, terrorism, environmental disasters, natural disasters and epidemics, may

also negatively affect the financial markets. As with any investment whose performance is tied to these markets, the value of an investment in the fund will fluctuate, which means that an investor could lose money over short or long periods.

**Equity Risk.** The prices of equity securities rise and fall daily. These price movements may result from factors affecting individual companies, industries or the securities market as a whole. In addition, equity markets tend to move in cycles, which may cause stock prices to fall over short or extended periods of time.

**Investment Style Risk.** The fund is an index fund. Therefore, the fund follows the securities included in the index during upturns as well as downturns. Because of its indexing strategy, the fund does not take steps to reduce market exposure or to lessen the effects of a declining market. In addition, because of the fund's expenses, the fund's performance may be below that of the index. Errors relating to the index may occur from time to time and may not be identified by the index provider for a period of time. In addition, market disruptions could cause delays in the index's rebalancing schedule. Such errors and/or market disruptions may result in losses for the fund.

**Tracking Error and Correlation Risk.** As an index fund, the fund seeks to track the performance of the index, although it may not be successful in doing so. Further, there can be no guarantee that the fund will achieve a high degree of correlation between the fund's performance and that of its index. The correlation between the performance of the fund and that of its index, positive or negative, is called "tracking error." Tracking error can be caused by many factors and it may be significant.

**Market Capitalization Risk.** Securities issued by companies of different market capitalizations tend to go in and out of favor based on market and economic conditions. During a period when securities of a particular market capitalization fall behind other types of investments, the fund's performance could be impacted.

**Large-Cap Company Risk.** Large-cap companies are generally more mature and the securities issued by these companies may not be able to reach the same levels of growth as the securities issued by small- or mid-cap companies.

**Mid-Cap Company Risk.** Mid-cap companies may be more vulnerable to adverse business or economic events than larger, more established companies and the value of securities issued by these companies may move sharply.

**Concentration Risk.** To the extent that the fund's or the index's portfolio is concentrated in the securities of issuers in a particular market, industry, group of industries, sector or asset class, the fund may be adversely affected by the performance of those securities, may be subject to increased price volatility and may be more vulnerable to adverse economic, market, political or regulatory occurrences affecting that market, industry, group of industries, sector or asset class.

**Derivatives Risk.** The fund's use of derivative instruments involves risks different from, or possibly greater than, the risks associated with investing directly in securities and other traditional investments.

The fund's use of derivatives could reduce the fund's performance, increase its volatility and cause the fund to lose more than the initial amount invested. In addition, investments in derivatives may involve leverage, which means a small percentage of assets invested in derivatives can have a disproportionately large impact on the fund.

**Liquidity Risk.** The fund may be unable to sell certain securities, such as illiquid securities, readily at a favorable time or price, or the fund may have to sell them at a loss.

**Securities Lending Risk.** Securities lending involves the risk of loss of rights in, or delay in recovery of, the loaned securities if the borrower fails to return the security loaned or becomes insolvent.

**Market Trading Risk.** Although fund shares are listed on national securities exchanges, there can be no assurance that an active trading market for fund shares will develop or be maintained. If an active market is not maintained, investors may find it difficult to buy or sell fund shares.

**Shares of the Fund May Trade at Prices Other Than NAV.** Fund shares may be bought and sold in the secondary market at market prices. Although it is expected that the market price of the shares of the fund will approximate the fund's net asset value (NAV), there may be times when the market price and the NAV vary significantly. An investor may pay more than NAV when buying shares of the fund in the secondary market, and an investor may receive less than NAV when selling those shares in the secondary market. The market price of fund shares may deviate, sometimes significantly, from NAV during periods of market volatility or market disruption.

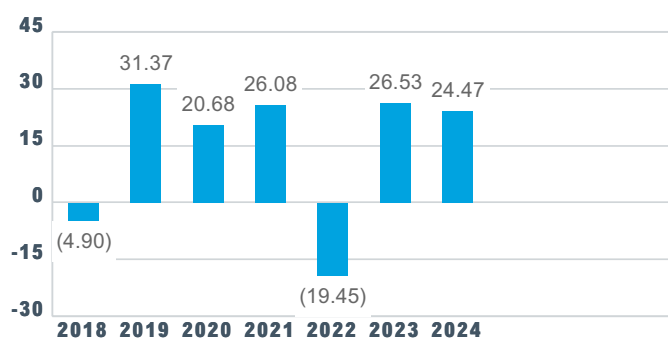
For more information on the risks of investing in the fund, please see the "Fund Details" section in the prospectus.

## Performance

---

The bar chart below shows how the fund's investment results have varied from year to year, and the following table shows how the fund's average annual total returns for various periods compared to that of one or more indices. The Russell 1000<sup>®</sup> Index serves as the fund's regulatory index and provides a broad measure of market performance. The fund generally invests in securities that are included in the Schwab 1000 Index. The fund does not seek to track the regulatory index. This information provides some indication of the risks of investing in the fund. All figures assume distributions were reinvested. Keep in mind that future performance (both before and after taxes) may differ from past performance. For current performance information, please see [www.schwabassetmanagement.com/prospectus](http://www.schwabassetmanagement.com/prospectus).

## Annual Total Returns (%) as of 12/31



**Best Quarter:** 21.72% Q2 2020

**Worst Quarter:** (20.23%) Q1 2020

**Year-to-date performance (before taxes) as of 9/30/25:** 14.57%

## Average Annual Total Returns as of 12/31/24

	1 Year	5 Year	Since Inception (10/11/17)
Before taxes	24.47%	14.06%	13.76%
After taxes on distributions	24.09%	13.64%	13.32%
After taxes on distributions and sale of shares	14.72%	11.19%	11.17%
<b>Comparative Indices</b> (reflects no deduction for expenses or taxes)			
Russell 1000® Index	24.51%	14.28%	13.93%
Schwab 1000 Index	24.51%	14.10%	13.80%

The after-tax figures reflect the highest individual federal income tax rates in effect during the period and do not reflect the impact of state and local taxes. Your actual after-tax returns depend on your individual tax situation. In addition, after-tax returns are not relevant if you hold your fund shares through a tax-deferred arrangement, such as a 401(k) plan, an individual retirement account (IRA) or other tax-advantaged account.

## Investment Adviser

Charles Schwab Investment Management, Inc., dba Schwab Asset Management®

## Portfolio Managers

**Christopher Bliss, CFA**, Managing Director and Head of Equity Index Strategies, is responsible for the day-to-day co-management of the fund. He has managed the fund since 2017.

**Jeremy Brown, CFA**, Senior Portfolio Manager, is responsible for the day-to-day co-management of the fund. He has managed the fund since 2018.

**Ferian Juwono, CFA**, Senior Portfolio Manager, is responsible for the day-to-day co-management of the fund. He has managed the fund since 2017.

**Agnes Zau, CFA**, Portfolio Manager, is responsible for the day-to-day co-management of the fund. She has managed the fund since 2022.

## Purchase and Sale of Fund Shares

The fund issues and redeems shares at its NAV only in large blocks of shares (Creation Units). These transactions are usually in exchange for a basket of securities included in the index and/or an amount of cash. As a practical matter, only Authorized Participants purchase or redeem Creation Units.

Individual shares may only be purchased and sold in the secondary market (i.e., on a national securities exchange) through a broker or dealer at market prices. Because fund shares trade at market prices rather than at NAV, fund shares may trade at a price greater than NAV (premium) or less than NAV (discount). When buying or selling shares in the secondary market, you may incur costs attributable to the difference between the highest price a buyer is willing to pay to purchase shares of the fund (bid) and the lowest price a seller is willing to accept for shares of the fund (ask) (the "bid-ask spread"). Recent information regarding the fund's NAV, market price, premiums and discounts, and bid-ask spreads is available at [www.schwabassetmanagement.com](http://www.schwabassetmanagement.com).

## Tax Information

Dividends and capital gains distributions received from the fund will generally be taxable as ordinary income or capital gains, unless you are investing through an IRA, 401(k) or other tax-advantaged account (in which case you may be taxed later, upon withdrawal of your investment from such account).

## Payments to Financial Intermediaries

If you purchase shares of the fund through a broker-dealer or other financial intermediary (such as a bank), the adviser and its related companies may pay the intermediary for the sale of fund shares and related services. These payments may create a conflict of interest by influencing the broker-dealer or other financial intermediary and your salesperson to recommend the fund over another investment. Ask your salesperson or visit your financial intermediary's website for more information.

# Schwab U.S. Large-Cap ETF

Ticker Symbol: SCHX

## Investment Objective

The fund's goal is to track as closely as possible, before fees and expenses, the total return of the Dow Jones U.S. Large-Cap Total Stock Market Index.

## Fund Fees and Expenses

This table describes the fees and expenses you may pay if you buy, hold and sell shares of the fund. **You may pay other fees, such as brokerage commissions and other fees to financial intermediaries, which are not reflected in the table and Example below.**

<b>Shareholder Fees</b> (fees paid directly from your investment)	None
<b>Annual Fund Operating Expenses</b> (expenses that you pay each year as a % of the value of your investment)	
Management fees	0.03
Other expenses	0.00
<b>Total annual fund operating expenses</b>	<b>0.03</b>

## Example

This example is intended to help you compare the cost of investing in the fund with the cost of investing in other funds. The example assumes that you invest \$10,000 in the fund for the time periods indicated and then sell all of your shares at the end of those time periods. The example also assumes that your investment has a 5% return each year and that the fund's operating expenses remain the same. Your actual costs may be higher or lower.

<b>Expenses on a \$10,000 Investment</b>				
<b>1 Year</b>	<b>3 Years</b>	<b>5 Years</b>	<b>10 Years</b>	
\$3	\$10	\$17	\$39	

## Portfolio Turnover

The fund pays transaction costs, such as commissions, when it buys and sells securities (or "turns over" its portfolio). A higher portfolio turnover may indicate higher transaction costs and may result in higher taxes when fund shares are held in a taxable account. These costs, which are not reflected in the annual fund operating expenses or in the example, affect the fund's performance. During the most recent fiscal year, the fund's portfolio turnover rate was 3% of the average value of its portfolio.

## Principal Investment Strategies

**To pursue its goal, the fund generally invests in stocks that are included in the Dow Jones U.S. Large-Cap Total Stock Market Index<sup>†</sup>.**

The index includes the large-cap portion of the Dow Jones U.S. Total Stock Market Index actually available to investors in the marketplace. The Dow Jones U.S. Large-Cap Total Stock Market Index includes the components ranked 1-750 by full market capitalization. The index is a float-adjusted market capitalization weighted index. As of August 31, 2025, the index was composed of 758 stocks.

It is the fund's policy that under normal circumstances it will invest at least 90% of its net assets (including, for this purpose, any borrowings for investment purposes) in these stocks. The fund will notify its shareholders at least 60 days before changing this policy. The fund generally will seek to replicate the performance of the index by giving the same weight to a given stock as the index does. However, when the investment adviser believes it is appropriate to do so, such as to avoid purchasing odd-lots (i.e., purchasing less than the usual number of shares traded for a security), for tax considerations, or to address liquidity considerations with respect to a stock, the investment adviser may cause the fund's weighting of a stock to be more or less than the index's weighting of the stock. The fund may sell securities that are represented in the index in anticipation of their removal from the index, or buy securities that are not yet represented in the index in anticipation of their addition to the index.

Under normal circumstances, the fund may invest up to 10% of its net assets in securities not included in the index. The principal types of these investments include those that the investment adviser believes will help the fund track the index, such as investments in (a) securities that are not represented in the index but the investment adviser anticipates will be added to the index or as necessary to reflect various corporate actions (such as mergers and spin-offs); (b) other investment companies; and (c) derivatives, principally futures contracts. The fund may use futures contracts and other derivatives primarily to seek returns on the fund's otherwise uninvested cash assets to help it better track the index. The fund may also invest in cash and cash equivalents, including money market funds, and may lend its securities to minimize the difference in performance that naturally exists between an index fund and its corresponding index.

The fund will concentrate its investments (i.e., hold more than 25% of its total assets) in a particular industry, group of industries or sector to approximately the same extent that the index is so concentrated.

The fund may become "non-diversified," as defined under the Investment Company Act of 1940, as amended, solely as a result of

<sup>†</sup> Index ownership – Dow Jones® is a registered trademark of Dow Jones Trademark Holdings LLC (Dow Jones). The Dow Jones U.S. Large-Cap Total Stock Market Index is a product of S&P Dow Jones Indices LLC and/or its affiliates, and has been licensed for use by Charles Schwab Investment Management, Inc., dba Schwab Asset Management. The Schwab U.S. Large-Cap ETF is not sponsored, endorsed, sold or promoted by S&P Dow Jones Indices LLC, Dow Jones, or any of their respective affiliates and neither S&P Dow Jones Indices LLC, Dow Jones, nor any of their respective affiliates make any representation regarding the advisability of investing in such product.

a change in relative market capitalization or index weighting of one or more constituents of the index that the fund is designed to track.

## Principal Risks

---

The fund is subject to risks, any of which could cause an investor to lose money. The fund's principal risks include:

**Market Risk.** Financial markets rise and fall in response to a variety of factors, sometimes rapidly and unpredictably. Markets may be impacted by economic, political, regulatory and other conditions, including economic sanctions, tariffs and other government actions. In addition, the occurrence of global events, such as war, terrorism, environmental disasters, natural disasters and epidemics, may also negatively affect the financial markets. As with any investment whose performance is tied to these markets, the value of an investment in the fund will fluctuate, which means that an investor could lose money over short or long periods.

**Investment Style Risk.** The fund is an index fund. Therefore, the fund follows the securities included in the index, which may include real estate investment trusts, during upturns as well as downturns. Because of its indexing strategy, the fund does not take steps to reduce market exposure or to lessen the effects of a declining market. In addition, because of the fund's expenses, the fund's performance may be below that of the index. Errors relating to the index may occur from time to time and may not be identified by the index provider for a period of time. In addition, market disruptions could cause delays in the index's rebalancing schedule. Such errors and/or market disruptions may result in losses for the fund.

**Non-Diversification Risk.** To the extent that the fund becomes non-diversified as necessary to approximate the composition of the index, it may invest in the securities of relatively few issuers. As a result, a single adverse economic or regulatory occurrence may have a more significant effect on the fund's investments, and the fund may experience increased volatility.

**Equity Risk.** The prices of equity securities rise and fall daily. These price movements may result from factors affecting individual companies, industries or the securities market as a whole. In addition, equity markets tend to move in cycles, which may cause stock prices to fall over short or extended periods of time.

**Market Capitalization Risk.** Securities issued by companies of different market capitalizations tend to go in and out of favor based on market and economic conditions. During a period when securities of a particular market capitalization fall behind other types of investments, the fund's performance could be impacted.

**Large-Cap Company Risk.** Large-cap companies are generally more mature and the securities issued by these companies may not be able to reach the same levels of growth as the securities issued by small- or mid-cap companies.

**Tracking Error and Correlation Risk.** As an index fund, the fund seeks to track the performance of the index, although it may not be successful in doing so. Further, there can be no guarantee that the fund will achieve a high degree of correlation between the fund's

performance and that of its index. The correlation between the performance of the fund and that of its index, positive or negative, is called "tracking error." Tracking error can be caused by many factors and it may be significant.

**Derivatives Risk.** The fund's use of derivative instruments involves risks different from, or possibly greater than, the risks associated with investing directly in securities and other traditional investments. The fund's use of derivatives could reduce the fund's performance, increase its volatility and cause the fund to lose more than the initial amount invested. In addition, investments in derivatives may involve leverage, which means a small percentage of assets invested in derivatives can have a disproportionately large impact on the fund.

**Liquidity Risk.** The fund may be unable to sell certain securities, such as illiquid securities, readily at a favorable time or price, or the fund may have to sell them at a loss.

**Securities Lending Risk.** Securities lending involves the risk of loss of rights in, or delay in recovery of, the loaned securities if the borrower fails to return the security loaned or becomes insolvent.

**Concentration Risk.** To the extent that the fund's or the index's portfolio is concentrated in the securities of issuers in a particular market, industry, group of industries, sector or asset class, the fund may be adversely affected by the performance of those securities, may be subject to increased price volatility and may be more vulnerable to adverse economic, market, political or regulatory occurrences affecting that market, industry, group of industries, sector or asset class.

**Market Trading Risk.** Although fund shares are listed on national securities exchanges, there can be no assurance that an active trading market for fund shares will develop or be maintained. If an active market is not maintained, investors may find it difficult to buy or sell fund shares.

**Shares of the Fund May Trade at Prices Other Than NAV.** Fund shares may be bought and sold in the secondary market at market prices. Although it is expected that the market price of the shares of the fund will approximate the fund's net asset value (NAV), there may be times when the market price and the NAV vary significantly. An investor may pay more than NAV when buying shares of the fund in the secondary market, and an investor may receive less than NAV when selling those shares in the secondary market. The market price of fund shares may deviate, sometimes significantly, from NAV during periods of market volatility or market disruption.

For more information on the risks of investing in the fund, please see the "Fund Details" section in the prospectus.

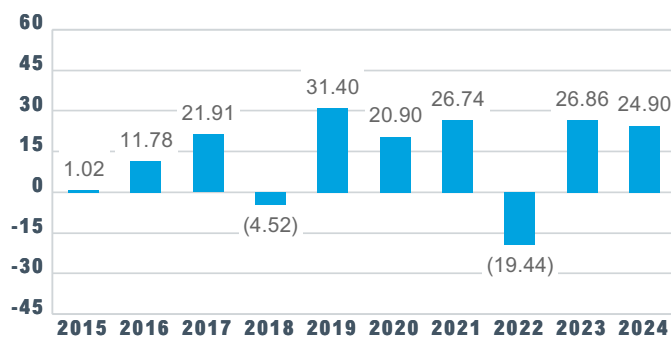
## Performance

---

The bar chart below shows how the fund's investment results have varied from year to year, and the following table shows how the fund's average annual total returns for various periods compared to that of one or more indices. The S&P 500<sup>®</sup> Index serves as the fund's regulatory index and provides a broad measure of market

performance. The fund generally invests in securities that are included in the Dow Jones U.S. Large-Cap Total Stock Market Index. The fund does not seek to track the regulatory index. This information provides some indication of the risks of investing in the fund. All figures assume distributions were reinvested. Keep in mind that future performance (both before and after taxes) may differ from past performance. For current performance information, please see [www.schwabassetmanagement.com/prospectus](http://www.schwabassetmanagement.com/prospectus).

Annual Total Returns (%) as of 12/31



**Best Quarter:** 21.60% Q2 2020

**Worst Quarter:** (19.86%) Q1 2020

**Year-to-date performance (before taxes) as of 9/30/25:** 14.72%

Average Annual Total Returns as of 12/31/24

	1 Year	5 Years	10 Years
Before taxes	24.90%	14.36%	12.94%
After taxes on distributions	24.51%	13.93%	12.46%
After taxes on distributions and sale of shares	14.97%	11.45%	10.67%
<b>Comparative Indices</b> (reflects no deduction for expenses or taxes)			
S&P 500® Index	25.02%	14.53%	13.10%
Dow Jones U.S. Large-Cap Total Stock Market Index	24.95%	14.38%	12.97%

The after-tax figures reflect the highest individual federal income tax rates in effect during the period and do not reflect the impact of state and local taxes. Your actual after-tax returns depend on your individual tax situation. In addition, after-tax returns are not relevant if you hold your fund shares through a tax-deferred arrangement, such as a 401(k) plan, an individual retirement account (IRA) or other tax-advantaged account.

### Investment Adviser

Charles Schwab Investment Management, Inc., dba Schwab Asset Management®

### Portfolio Managers

**Christopher Bliss, CFA**, Managing Director and Head of Equity Index Strategies, is responsible for the day-to-day co-management of the fund. He has managed the fund since 2017.

**Jeremy Brown, CFA**, Senior Portfolio Manager, is responsible for the day-to-day co-management of the fund. He has managed the fund since 2018.

**Ferian Juwono, CFA**, Senior Portfolio Manager, is responsible for the day-to-day co-management of the fund. He has managed the fund since 2010.

**Agnes Zau, CFA**, Portfolio Manager, is responsible for the day-to-day co-management of the fund. She has managed the fund since 2022.

### Purchase and Sale of Fund Shares

The fund issues and redeems shares at its NAV only in large blocks of shares (Creation Units). These transactions are usually in exchange for a basket of securities included in the index and/or an amount of cash. As a practical matter, only Authorized Participants purchase or redeem Creation Units.

Individual shares may only be purchased and sold in the secondary market (i.e., on a national securities exchange) through a broker or dealer at market prices. Because fund shares trade at market prices rather than at NAV, fund shares may trade at a price greater than NAV (premium) or less than NAV (discount). When buying or selling shares in the secondary market, you may incur costs attributable to the difference between the highest price a buyer is willing to pay to purchase shares of the fund (bid) and the lowest price a seller is willing to accept for shares of the fund (ask) (the "bid-ask spread"). Recent information regarding the fund's NAV, market price, premiums and discounts, and bid-ask spreads is available at [www.schwabassetmanagement.com](http://www.schwabassetmanagement.com).

### Tax Information

Dividends and capital gains distributions received from the fund will generally be taxable as ordinary income or capital gains, unless you are investing through an IRA, 401(k) or other tax-advantaged account (in which case you may be taxed later, upon withdrawal of your investment from such account).

### Payments to Financial Intermediaries

If you purchase shares of the fund through a broker-dealer or other financial intermediary (such as a bank), the adviser and its related companies may pay the intermediary for the sale of fund shares and related services. These payments may create a conflict of interest by influencing the broker-dealer or other financial intermediary and your salesperson to recommend the fund over another investment. Ask your salesperson or visit your financial intermediary's website for more information.

# Schwab U.S. Large-Cap Growth ETF

Ticker Symbol: SCHG

## Investment Objective

The fund's goal is to track as closely as possible, before fees and expenses, the total return of the Dow Jones U.S. Large-Cap Growth Total Stock Market Index.

## Fund Fees and Expenses

This table describes the fees and expenses you may pay if you buy, hold and sell shares of the fund. **You may pay other fees, such as brokerage commissions and other fees to financial intermediaries, which are not reflected in the table and Example below.**

Shareholder Fees (fees paid directly from your investment)	None
<b>Annual Fund Operating Expenses</b> (expenses that you pay each year as a % of the value of your investment)	
Management fees	0.04
Other expenses	0.00
<b>Total annual fund operating expenses</b>	<b>0.04</b>

## Example

This example is intended to help you compare the cost of investing in the fund with the cost of investing in other funds. The example assumes that you invest \$10,000 in the fund for the time periods indicated and then sell all of your shares at the end of those time periods. The example also assumes that your investment has a 5% return each year and that the fund's operating expenses remain the same. Your actual costs may be higher or lower.

Expenses on a \$10,000 Investment			
1 Year	3 Years	5 Years	10 Years
\$4	\$13	\$23	\$51

## Portfolio Turnover

The fund pays transaction costs, such as commissions, when it buys and sells securities (or "turns over" its portfolio). A higher portfolio turnover may indicate higher transaction costs and may result in higher taxes when fund shares are held in a taxable account. These costs, which are not reflected in the annual fund operating expenses or in the example, affect the fund's performance. During the most recent fiscal year, the fund's portfolio turnover rate was 27% of the average value of its portfolio.

## Principal Investment Strategies

**To pursue its goal, the fund generally invests in stocks that are included in the Dow Jones U.S. Large-Cap Growth Total Stock Market Index<sup>1</sup>.** The index includes the large-cap growth portion of the Dow Jones U.S. Total Stock Market Index actually available to investors in the marketplace. The Dow Jones U.S. Large-Cap Growth Total Stock Market Index includes the components ranked 1-750 by full market capitalization and that are classified as "growth" based on a number of factors. The index is a capped market capitalization weighted index. As of August 31, 2025, the index was composed of 230 stocks. The index applies a quarterly capping process that aligns the index constituent weights with the regulatory diversification rules applicable to the fund. In addition to the capping process, a secondary reweighting check of the index is performed on each non-rebalancing month to ensure the single and aggregate weight constraints are satisfied.

It is the fund's policy that under normal circumstances it will invest at least 90% of its net assets (including, for this purpose, any borrowings for investment purposes) in these stocks. The fund will notify its shareholders at least 60 days before changing this policy. The fund generally will seek to replicate the performance of the index by giving the same weight to a given stock as the index does. However, when the investment adviser believes it is appropriate to do so, such as to avoid purchasing odd-lots (i.e., purchasing less than the usual number of shares traded for a security), for tax considerations, or to address liquidity considerations with respect to a stock, the investment adviser may cause the fund's weighting of a stock to be more or less than the index's weighting of the stock. The fund may sell securities that are represented in the index in anticipation of their removal from the index, or buy securities that are not yet represented in the index in anticipation of their addition to the index.

Under normal circumstances, the fund may invest up to 10% of its net assets in securities not included in the index. The principal types of these investments include those that the investment adviser believes will help the fund track the index, such as investments in (a) securities that are not represented in the index but the investment adviser anticipates will be added to the index or as necessary to reflect various corporate actions (such as mergers and spin-offs); (b) other investment companies; and (c) derivatives, principally futures contracts. The fund may use futures contracts and other derivatives primarily to seek returns on the fund's otherwise uninvested cash assets to help it better track the index. The fund

<sup>1</sup> Index ownership – Dow Jones<sup>®</sup> is a registered trademark of Dow Jones Trademark Holdings LLC (Dow Jones). The Dow Jones U.S. Large-Cap Growth Total Stock Market Index is a product of S&P Dow Jones Indices LLC and/or its affiliates, and has been licensed for use by Charles Schwab Investment Management, Inc., dba Schwab Asset Management. The Schwab U.S. Large-Cap Growth ETF is not sponsored, endorsed, sold or promoted by S&P Dow Jones Indices LLC, Dow Jones, or any of their respective affiliates and neither S&P Dow Jones Indices LLC, Dow Jones, nor any of their respective affiliates make any representation regarding the advisability of investing in such product.

may also invest in cash and cash equivalents, including money market funds, and may lend its securities to minimize the difference in performance that naturally exists between an index fund and its corresponding index.

The fund will concentrate its investments (i.e., hold more than 25% of its total assets) in a particular industry, group of industries or sector to approximately the same extent that the index is so concentrated.

The fund may become “non-diversified,” as defined under the Investment Company Act of 1940, as amended, solely as a result of a change in relative market capitalization or index weighting of one or more constituents of the index that the fund is designed to track.

## Principal Risks

---

The fund is subject to risks, any of which could cause an investor to lose money. The fund's principal risks include:

**Market Risk.** Financial markets rise and fall in response to a variety of factors, sometimes rapidly and unpredictably. Markets may be impacted by economic, political, regulatory and other conditions, including economic sanctions, tariffs and other government actions. In addition, the occurrence of global events, such as war, terrorism, environmental disasters, natural disasters and epidemics, may also negatively affect the financial markets. As with any investment whose performance is tied to these markets, the value of an investment in the fund will fluctuate, which means that an investor could lose money over short or long periods.

**Investment Style Risk.** The fund is an index fund. Therefore, the fund follows the securities included in the index during upturns as well as downturns. Because of its indexing strategy, the fund does not take steps to reduce market exposure or to lessen the effects of a declining market. In addition, because of the fund's expenses, the fund's performance may be below that of the index. Errors relating to the index may occur from time to time and may not be identified by the index provider for a period of time. In addition, market disruptions could cause delays in the index's rebalancing schedule. Such errors and/or market disruptions may result in losses for the fund.

**Non-Diversification Risk.** To the extent that the fund becomes non-diversified as necessary to approximate the composition of the index, it may invest in the securities of relatively few issuers. As a result, a single adverse economic or regulatory occurrence may have a more significant effect on the fund's investments, and the fund may experience increased volatility.

**Equity Risk.** The prices of equity securities rise and fall daily. These price movements may result from factors affecting individual companies, industries or the securities market as a whole. In addition, equity markets tend to move in cycles, which may cause stock prices to fall over short or extended periods of time.

**Market Capitalization Risk.** Securities issued by companies of different market capitalizations tend to go in and out of favor based

on market and economic conditions. During a period when securities of a particular market capitalization fall behind other types of investments, the fund's performance could be impacted.

**Large-Cap Company Risk.** Large-cap companies are generally more mature and the securities issued by these companies may not be able to reach the same levels of growth as the securities issued by small- or mid-cap companies.

**Growth Investing Risk.** Growth stocks can be volatile. Growth companies usually invest a high portion of earnings in their businesses and may lack the dividends of value stocks that can cushion stock prices in a falling market. The prices of growth stocks are based largely on projections of the issuer's future earnings and revenues. If a company's earnings or revenues fall short of expectations, its stock price may fall dramatically. Growth stocks may also be more expensive relative to their earnings or assets compared to value or other stocks.

**Tracking Error and Correlation Risk.** As an index fund, the fund seeks to track the performance of the index, although it may not be successful in doing so. Further, there can be no guarantee that the fund will achieve a high degree of correlation between the fund's performance and that of its index. The correlation between the performance of the fund and that of its index, positive or negative, is called “tracking error.” Tracking error can be caused by many factors and it may be significant.

**Derivatives Risk.** The fund's use of derivative instruments involves risks different from, or possibly greater than, the risks associated with investing directly in securities and other traditional investments. The fund's use of derivatives could reduce the fund's performance, increase its volatility and cause the fund to lose more than the initial amount invested. In addition, investments in derivatives may involve leverage, which means a small percentage of assets invested in derivatives can have a disproportionately large impact on the fund.

**Liquidity Risk.** The fund may be unable to sell certain securities, such as illiquid securities, readily at a favorable time or price, or the fund may have to sell them at a loss.

**Securities Lending Risk.** Securities lending involves the risk of loss of rights in, or delay in recovery of, the loaned securities if the borrower fails to return the security loaned or becomes insolvent.

**Concentration Risk.** To the extent that the fund's or the index's portfolio is concentrated in the securities of issuers in a particular market, industry, group of industries, sector or asset class, the fund may be adversely affected by the performance of those securities, may be subject to increased price volatility and may be more vulnerable to adverse economic, market, political or regulatory occurrences affecting that market, industry, group of industries, sector or asset class.

**Market Trading Risk.** Although fund shares are listed on national securities exchanges, there can be no assurance that an active trading market for fund shares will develop or be maintained. If an active market is not maintained, investors may find it difficult to buy or sell fund shares.

**Shares of the Fund May Trade at Prices Other Than NAV.** Fund shares may be bought and sold in the secondary market at market prices. Although it is expected that the market price of the shares of the fund will approximate the fund's net asset value (NAV), there may be times when the market price and the NAV vary significantly. An investor may pay more than NAV when buying shares of the fund in the secondary market, and an investor may receive less than NAV when selling those shares in the secondary market. The market price of fund shares may deviate, sometimes significantly, from NAV during periods of market volatility or market disruption.

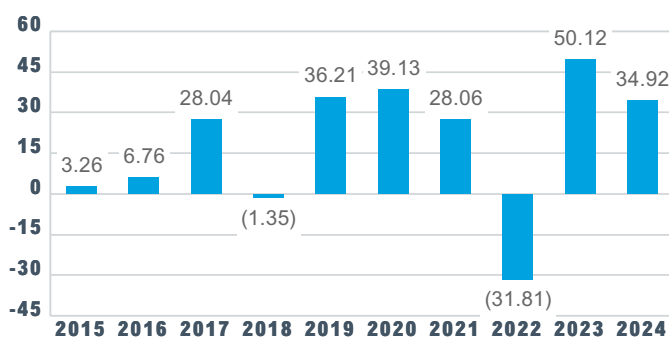
For more information on the risks of investing in the fund, please see the "Fund Details" section in the prospectus.

## Performance

The bar chart below shows how the fund's investment results have varied from year to year, and the following table shows how the fund's average annual total returns for various periods compared to that of one or more indices. The S&P 500® Index serves as the fund's regulatory index and provides a broad measure of market performance. The fund generally invests in securities that are included in the Dow Jones U.S. Large-Cap Growth Total Stock Market Index. The fund does not seek to track the regulatory index. This information provides some indication of the risks of investing in the fund. All figures assume distributions were reinvested. Keep in mind that future performance (both before and after taxes) may differ from past performance. For current performance information, please see

[www.schwabassetmanagement.com/prospectus](http://www.schwabassetmanagement.com/prospectus).

### Annual Total Returns (%) as of 12/31



**Best Quarter:** 27.73% Q2 2020

**Worst Quarter:** (22.27%) Q2 2022

**Year-to-date performance (before taxes) as of 9/30/25:** 14.84%

### Average Annual Total Returns as of 12/31/24

	1 Year	5 Years	10 Years
Before taxes	34.92%	19.73%	16.66%
After taxes on distributions	34.78%	19.58%	16.43%
After taxes on distributions and sale of shares	20.76%	16.09%	14.13%
<b>Comparative Indices</b> (reflects no deduction for expenses or taxes)			
S&P 500® Index	25.02%	14.53%	13.10%
Dow Jones U.S. Large-Cap Growth Total Stock Market Index	34.98%	19.77%	16.70%

The after-tax figures reflect the highest individual federal income tax rates in effect during the period and do not reflect the impact of state and local taxes. Your actual after-tax returns depend on your individual tax situation. In addition, after-tax returns are not relevant if you hold your fund shares through a tax-deferred arrangement, such as a 401(k) plan, an individual retirement account (IRA) or other tax-advantaged account.

## Investment Adviser

Charles Schwab Investment Management, Inc., dba Schwab Asset Management®

## Portfolio Managers

**Christopher Bliss, CFA**, Managing Director and Head of Equity Index Strategies, is responsible for the day-to-day co-management of the fund. He has managed the fund since 2017.

**Jeremy Brown, CFA**, Senior Portfolio Manager, is responsible for the day-to-day co-management of the fund. He has managed the fund since 2018.

**Ferian Juwono, CFA**, Senior Portfolio Manager, is responsible for the day-to-day co-management of the fund. He has managed the fund since 2010.

**Agnes Zau, CFA**, Portfolio Manager, is responsible for the day-to-day co-management of the fund. She has managed the fund since 2022.

## Purchase and Sale of Fund Shares

The fund issues and redeems shares at its NAV only in large blocks of shares (Creation Units). These transactions are usually in exchange for a basket of securities included in the index and/or an amount of cash. As a practical matter, only Authorized Participants purchase or redeem Creation Units.

Individual shares may only be purchased and sold in the secondary market (i.e., on a national securities exchange) through a broker or dealer at market prices. Because fund shares trade at market prices rather than at NAV, fund shares may trade at a price greater than NAV (premium) or less than NAV (discount). When buying or selling shares in the secondary market, you may incur costs attributable to the difference between the highest price a buyer is willing to pay to purchase shares of the fund (bid) and the lowest price a seller is willing to accept for shares of the fund (ask) (the "bid-ask spread"). Recent information regarding the fund's NAV, market price, premiums and discounts, and bid-ask spreads is available at [www.schwabassetmanagement.com](http://www.schwabassetmanagement.com).

## Tax Information

Dividends and capital gains distributions received from the fund will generally be taxable as ordinary income or capital gains, unless you are investing through an IRA, 401(k) or other tax-advantaged account (in which case you may be taxed later, upon withdrawal of your investment from such account).

## Payments to Financial Intermediaries

If you purchase shares of the fund through a broker-dealer or other financial intermediary (such as a bank), the adviser and its related companies may pay the intermediary for the sale of

fund shares and related services. These payments may create a conflict of interest by influencing the broker-dealer or other financial intermediary and your salesperson to recommend the fund over another investment. Ask your salesperson or visit your financial intermediary's website for more information.

# Schwab U.S. Large-Cap Value ETF

Ticker Symbol: SCHV

## Investment Objective

The fund's goal is to track as closely as possible, before fees and expenses, the total return of the Dow Jones U.S. Large-Cap Value Total Stock Market Index.

## Fund Fees and Expenses

This table describes the fees and expenses you may pay if you buy, hold and sell shares of the fund. **You may pay other fees, such as brokerage commissions and other fees to financial intermediaries, which are not reflected in the table and Example below.**

Shareholder Fees (fees paid directly from your investment)	None
Annual Fund Operating Expenses (expenses that you pay each year as a % of the value of your investment)	
Management fees	0.04
Other expenses	0.00
<b>Total annual fund operating expenses</b>	<b>0.04</b>

## Example

This example is intended to help you compare the cost of investing in the fund with the cost of investing in other funds. The example assumes that you invest \$10,000 in the fund for the time periods indicated and then sell all of your shares at the end of those time periods. The example also assumes that your investment has a 5% return each year and that the fund's operating expenses remain the same. Your actual costs may be higher or lower.

Expenses on a \$10,000 Investment			
1 Year	3 Years	5 Years	10 Years
\$4	\$13	\$23	\$51

## Portfolio Turnover

The fund pays transaction costs, such as commissions, when it buys and sells securities (or "turns over" its portfolio). A higher portfolio turnover may indicate higher transaction costs and may result in higher taxes when fund shares are held in a taxable account. These costs, which are not reflected in the annual fund operating expenses or in the example, affect the fund's performance. During the most recent fiscal year, the fund's portfolio turnover rate was 7% of the average value of its portfolio.

## Principal Investment Strategies

To pursue its goal, the fund generally invests in stocks that are included in the Dow Jones U.S. Large-Cap Value Total Stock Market Index<sup>†</sup>. The index includes the large-cap value portion of the Dow Jones U.S. Total Stock Market Index actually available to investors in the marketplace. The Dow Jones U.S. Large-Cap Value Total Stock Market Index includes the components ranked 1-750 by full market capitalization and that are classified as "value" based on a number of factors. The index is a capped market capitalization weighted index. As of August 31, 2025, the index was composed of 528 stocks. The index applies a quarterly capping process that aligns the index constituent weights with the regulatory diversification rules applicable to the fund. In addition to the capping process, a secondary reweighting check of the index is performed on each non-rebalancing month to ensure the single and aggregate weight constraints are satisfied.

It is the fund's policy that under normal circumstances it will invest at least 90% of its net assets (including, for this purpose, any borrowings for investment purposes) in these stocks. The fund will notify its shareholders at least 60 days before changing this policy. The fund generally will seek to replicate the performance of the index by giving the same weight to a given stock as the index does. However, when the investment adviser believes it is appropriate to do so, such as to avoid purchasing odd-lots (i.e., purchasing less than the usual number of shares traded for a security), for tax considerations, or to address liquidity considerations with respect to a stock, the investment adviser may cause the fund's weighting of a stock to be more or less than the index's weighting of the stock. The fund may sell securities that are represented in the index in anticipation of their removal from the index, or buy securities that are not yet represented in the index in anticipation of their addition to the index.

Under normal circumstances, the fund may invest up to 10% of its net assets in securities not included in the index. The principal types of these investments include those that the investment adviser believes will help the fund track the index, such as investments in (a) securities that are not represented in the index but the investment adviser anticipates will be added to the index or as necessary to reflect various corporate actions (such as mergers and spin-offs); (b) other investment companies; and (c) derivatives, principally futures contracts. The fund may use futures contracts and other derivatives primarily to seek returns on the fund's otherwise uninvested cash assets to help it better track the index. The fund

<sup>†</sup> Index ownership – Dow Jones<sup>®</sup> is a registered trademark of Dow Jones Trademark Holdings LLC (Dow Jones). The Dow Jones U.S. Large-Cap Value Total Stock Market Index is a product of S&P Dow Jones Indices LLC and/or its affiliates, and has been licensed for use by Charles Schwab Investment Management, Inc., dba Schwab Asset Management. The Schwab U.S. Large-Cap Value ETF is not sponsored, endorsed, sold or promoted by S&P Dow Jones Indices LLC, Dow Jones, or any of their respective affiliates and neither S&P Dow Jones Indices LLC, Dow Jones, nor any of their respective affiliates make any representation regarding the advisability of investing in such product.

may also invest in cash and cash equivalents, including money market funds, and may lend its securities to minimize the difference in performance that naturally exists between an index fund and its corresponding index.

The fund will concentrate its investments (i.e., hold more than 25% of its total assets) in a particular industry, group of industries or sector to approximately the same extent that the index is so concentrated.

## Principal Risks

---

The fund is subject to risks, any of which could cause an investor to lose money. The fund's principal risks include:

**Market Risk.** Financial markets rise and fall in response to a variety of factors, sometimes rapidly and unpredictably. Markets may be impacted by economic, political, regulatory and other conditions, including economic sanctions, tariffs and other government actions. In addition, the occurrence of global events, such as war, terrorism, environmental disasters, natural disasters and epidemics, may also negatively affect the financial markets. As with any investment whose performance is tied to these markets, the value of an investment in the fund will fluctuate, which means that an investor could lose money over short or long periods.

**Investment Style Risk.** The fund is an index fund. Therefore, the fund follows the securities included in the index during upturns as well as downturns. Because of its indexing strategy, the fund does not take steps to reduce market exposure or to lessen the effects of a declining market. In addition, because of the fund's expenses, the fund's performance may be below that of the index. Errors relating to the index may occur from time to time and may not be identified by the index provider for a period of time. In addition, market disruptions could cause delays in the index's rebalancing schedule. Such errors and/or market disruptions may result in losses for the fund.

**Equity Risk.** The prices of equity securities rise and fall daily. These price movements may result from factors affecting individual companies, industries or the securities market as a whole. In addition, equity markets tend to move in cycles, which may cause stock prices to fall over short or extended periods of time.

**Market Capitalization Risk.** Securities issued by companies of different market capitalizations tend to go in and out of favor based on market and economic conditions. During a period when securities of a particular market capitalization fall behind other types of investments, the fund's performance could be impacted.

**Large-Cap Company Risk.** Large-cap companies are generally more mature and the securities issued by these companies may not be able to reach the same levels of growth as the securities issued by small- or mid-cap companies.

**Value Investing Risk.** The fund emphasizes a "value" style of investing, which targets undervalued companies with characteristics for improved valuations. This style of investing is subject to the

risk that the valuations never improve or that the returns on "value" securities may not move in tandem with the returns on other styles of investing or the stock market in general.

**Tracking Error and Correlation Risk.** As an index fund, the fund seeks to track the performance of the index, although it may not be successful in doing so. Further, there can be no guarantee that the fund will achieve a high degree of correlation between the fund's performance and that of its index. The correlation between the performance of the fund and that of its index, positive or negative, is called "tracking error." Tracking error can be caused by many factors and it may be significant.

**Derivatives Risk.** The fund's use of derivative instruments involves risks different from, or possibly greater than, the risks associated with investing directly in securities and other traditional investments. The fund's use of derivatives could reduce the fund's performance, increase its volatility and cause the fund to lose more than the initial amount invested. In addition, investments in derivatives may involve leverage, which means a small percentage of assets invested in derivatives can have a disproportionately large impact on the fund.

**Liquidity Risk.** The fund may be unable to sell certain securities, such as illiquid securities, readily at a favorable time or price, or the fund may have to sell them at a loss.

**Securities Lending Risk.** Securities lending involves the risk of loss of rights in, or delay in recovery of, the loaned securities if the borrower fails to return the security loaned or becomes insolvent.

**Concentration Risk.** To the extent that the fund's or the index's portfolio is concentrated in the securities of issuers in a particular market, industry, group of industries, sector or asset class, the fund may be adversely affected by the performance of those securities, may be subject to increased price volatility and may be more vulnerable to adverse economic, market, political or regulatory occurrences affecting that market, industry, group of industries, sector or asset class.

**Market Trading Risk.** Although fund shares are listed on national securities exchanges, there can be no assurance that an active trading market for fund shares will develop or be maintained. If an active market is not maintained, investors may find it difficult to buy or sell fund shares.

**Shares of the Fund May Trade at Prices Other Than NAV.** Fund shares may be bought and sold in the secondary market at market prices. Although it is expected that the market price of the shares of the fund will approximate the fund's net asset value (NAV), there may be times when the market price and the NAV vary significantly. An investor may pay more than NAV when buying shares of the fund in the secondary market, and an investor may receive less than NAV when selling those shares in the secondary market. The market price of fund shares may deviate, sometimes significantly, from NAV during periods of market volatility or market disruption.

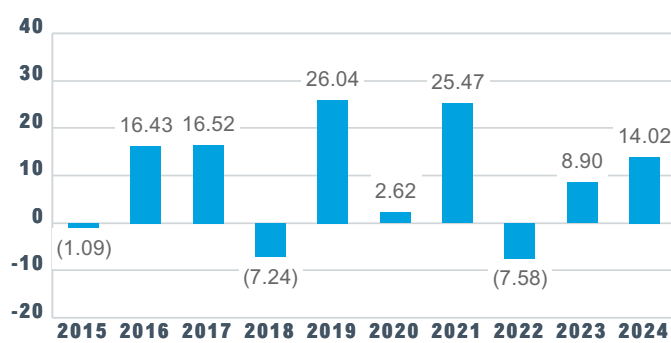
For more information on the risks of investing in the fund, please see the "Fund Details" section in the prospectus.

## Performance

The bar chart below shows how the fund's investment results have varied from year to year, and the following table shows how the fund's average annual total returns for various periods compared to that of one or more indices. The S&P 500® Index serves as the fund's regulatory index and provides a broad measure of market performance. The fund generally invests in securities that are included in the Dow Jones U.S. Large-Cap Value Total Stock Market Index. The fund does not seek to track the regulatory index. This information provides some indication of the risks of investing in the fund. All figures assume distributions were reinvested. Keep in mind that future performance (both before and after taxes) may differ from past performance. For current performance information, please see

[www.schwabassetmanagement.com/prospectus](http://www.schwabassetmanagement.com/prospectus).

### Annual Total Returns (%) as of 12/31



**Best Quarter:** 14.80% Q4 2020

**Worst Quarter:** (25.77%) Q1 2020

**Year-to-date performance (before taxes) as of 9/30/25:** 13.68%

### Average Annual Total Returns as of 12/31/24

	1 Year	5 Years	10 Years
Before taxes	14.02%	8.12%	8.77%
After taxes on distributions	13.39%	7.44%	8.06%
After taxes on distributions and sale of shares	8.70%	6.26%	6.97%
<b>Comparative Indices</b> (reflects no deduction for expenses or taxes)			
S&P 500® Index	25.02%	14.53%	13.10%
Dow Jones U.S. Large-Cap Value Total Stock Market Index	14.07%	8.16%	8.82%

The after-tax figures reflect the highest individual federal income tax rates in effect during the period and do not reflect the impact of state and local taxes. Your actual after-tax returns depend on your individual tax situation. In addition, after-tax returns are not relevant if you hold your fund shares through a tax-deferred arrangement, such as a 401(k) plan, an individual retirement account (IRA) or other tax-advantaged account.

## Investment Adviser

Charles Schwab Investment Management, Inc., dba Schwab Asset Management®

## Portfolio Managers

**Christopher Bliss, CFA**, Managing Director and Head of Equity Index Strategies, is responsible for the day-to-day co-management of the fund. He has managed the fund since 2017.

**Jeremy Brown, CFA**, Senior Portfolio Manager, is responsible for the day-to-day co-management of the fund. He has managed the fund since 2018.

**Ferian Juwono, CFA**, Senior Portfolio Manager, is responsible for the day-to-day co-management of the fund. He has managed the fund since 2010.

**Agnes Zau, CFA**, Portfolio Manager, is responsible for the day-to-day co-management of the fund. She has managed the fund since 2022.

## Purchase and Sale of Fund Shares

The fund issues and redeems shares at its NAV only in large blocks of shares (Creation Units). These transactions are usually in exchange for a basket of securities included in the index and/or an amount of cash. As a practical matter, only Authorized Participants purchase or redeem Creation Units.

Individual shares may only be purchased and sold in the secondary market (i.e., on a national securities exchange) through a broker or dealer at market prices. Because fund shares trade at market prices rather than at NAV, fund shares may trade at a price greater than NAV (premium) or less than NAV (discount). When buying or selling shares in the secondary market, you may incur costs attributable to the difference between the highest price a buyer is willing to pay to purchase shares of the fund (bid) and the lowest price a seller is willing to accept for shares of the fund (ask) (the "bid-ask spread"). Recent information regarding the fund's NAV, market price, premiums and discounts, and bid-ask spreads is available at [www.schwabassetmanagement.com](http://www.schwabassetmanagement.com).

## Tax Information

Dividends and capital gains distributions received from the fund will generally be taxable as ordinary income or capital gains, unless you are investing through an IRA, 401(k) or other tax-advantaged account (in which case you may be taxed later, upon withdrawal of your investment from such account).

## Payments to Financial Intermediaries

If you purchase shares of the fund through a broker-dealer or other financial intermediary (such as a bank), the adviser and its related companies may pay the intermediary for the sale of fund shares and related services. These payments may create a conflict of interest by influencing the broker-dealer or other financial intermediary and your salesperson to recommend the fund over another investment. Ask your salesperson or visit your financial intermediary's website for more information.

# Schwab U.S. Mid-Cap ETF

Ticker Symbol: SCHM

## Investment Objective

The fund's goal is to track as closely as possible, before fees and expenses, the total return of the Dow Jones U.S. Mid-Cap Total Stock Market Index.

## Fund Fees and Expenses

This table describes the fees and expenses you may pay if you buy, hold and sell shares of the fund. **You may pay other fees, such as brokerage commissions and other fees to financial intermediaries, which are not reflected in the table and Example below.**

<b>Shareholder Fees</b> (fees paid directly from your investment)	None
<b>Annual Fund Operating Expenses</b> (expenses that you pay each year as a % of the value of your investment)	
Management fees	0.04
Other expenses	0.00
<b>Total annual fund operating expenses</b>	<b>0.04</b>

## Example

This example is intended to help you compare the cost of investing in the fund with the cost of investing in other funds. The example assumes that you invest \$10,000 in the fund for the time periods indicated and then sell all of your shares at the end of those time periods. The example also assumes that your investment has a 5% return each year and that the fund's operating expenses remain the same. Your actual costs may be higher or lower.

<b>Expenses on a \$10,000 Investment</b>			
<b>1 Year</b>	<b>3 Years</b>	<b>5 Years</b>	<b>10 Years</b>
\$4	\$13	\$23	\$51

## Portfolio Turnover

The fund pays transaction costs, such as commissions, when it buys and sells securities (or "turns over" its portfolio). A higher portfolio turnover may indicate higher transaction costs and may result in higher taxes when fund shares are held in a taxable account. These costs, which are not reflected in the annual fund operating expenses or in the example, affect the fund's performance. During the most recent fiscal year, the fund's portfolio turnover rate was 17% of the average value of its portfolio.

## Principal Investment Strategies

**To pursue its goal, the fund generally invests in securities that are included in the Dow Jones U.S. Mid-Cap Total Stock Market Index<sup>†</sup>.** The index includes the mid-cap portion of the Dow Jones U.S. Total Stock Market Index actually available to investors in the marketplace. The Dow Jones U.S. Mid-Cap Total Stock Market Index includes the components ranked 501-1,000 by full market capitalization. The index is a float-adjusted market capitalization weighted index. As of August 31, 2025, the index was composed of 498 stocks.

It is the fund's policy that under normal circumstances it will invest at least 90% of its net assets (including, for this purpose, any borrowings for investment purposes) in securities included in the index. The fund will notify its shareholders at least 60 days before changing this policy. The fund generally will seek to replicate the performance of the index by giving the same weight to a given stock as the index does. However, when the investment adviser believes it is appropriate to do so, such as to avoid purchasing odd-lots (i.e., purchasing less than the usual number of shares traded for a security), for tax considerations, or to address liquidity considerations with respect to a security, the investment adviser may cause the fund's weighting of a security to be more or less than the index's weighting of the security. The fund may sell securities that are represented in the index in anticipation of their removal from the index, or buy securities that are not yet represented in the index in anticipation of their addition to the index.

Under normal circumstances, the fund may invest up to 10% of its net assets in securities not included in the index. The principal types of these investments include those that the investment adviser believes will help the fund track the index, such as investments in (a) securities that are not represented in the index but the investment adviser anticipates will be added to the index or as necessary to reflect various corporate actions (such as mergers and spin-offs); (b) other investment companies; and (c) derivatives, principally futures contracts. The fund may use futures contracts and other derivatives primarily to seek returns on the fund's otherwise uninvested cash assets to help it better track the index. The fund may also invest in cash and cash equivalents, including money market funds, and may lend its securities to minimize the difference in performance that naturally exists between an index fund and its corresponding index.

The fund will concentrate its investments (i.e., hold more than 25% of its total assets) in a particular industry, group of industries or sector to approximately the same extent that the index is so concentrated.

<sup>†</sup> Index ownership – Dow Jones<sup>®</sup> is a registered trademark of Dow Jones Trademark Holdings LLC (Dow Jones). The Dow Jones U.S. Mid-Cap Total Stock Market Index is a product of S&P Dow Jones Indices LLC and/or its affiliates, and has been licensed for use by Charles Schwab Investment Management, Inc., dba Schwab Asset Management. The Schwab U.S. Mid-Cap ETF is not sponsored, endorsed, sold or promoted by S&P Dow Jones Indices LLC, Dow Jones, or any of their respective affiliates and neither S&P Dow Jones Indices LLC, Dow Jones, nor any of their respective affiliates make any representation regarding the advisability of investing in such product.

## Principal Risks

---

The fund is subject to risks, any of which could cause an investor to lose money. The fund's principal risks include:

**Market Risk.** Financial markets rise and fall in response to a variety of factors, sometimes rapidly and unpredictably. Markets may be impacted by economic, political, regulatory and other conditions, including economic sanctions, tariffs and other government actions. In addition, the occurrence of global events, such as war, terrorism, environmental disasters, natural disasters and epidemics, may also negatively affect the financial markets. As with any investment whose performance is tied to these markets, the value of an investment in the fund will fluctuate, which means that an investor could lose money over short or long periods.

**Investment Style Risk.** The fund is an index fund. Therefore, the fund follows the securities included in the index, which may include real estate investment trusts, during upturns as well as downturns. Because of its indexing strategy, the fund does not take steps to reduce market exposure or to lessen the effects of a declining market. In addition, because of the fund's expenses, the fund's performance may be below that of the index. Errors relating to the index may occur from time to time and may not be identified by the index provider for a period of time. In addition, market disruptions could cause delays in the index's rebalancing schedule. Such errors and/or market disruptions may result in losses for the fund.

**Equity Risk.** The prices of equity securities rise and fall daily. These price movements may result from factors affecting individual companies, industries or the securities market as a whole. In addition, equity markets tend to move in cycles, which may cause stock prices to fall over short or extended periods of time.

**Market Capitalization Risk.** Securities issued by companies of different market capitalizations tend to go in and out of favor based on market and economic conditions. During a period when securities of a particular market capitalization fall behind other types of investments, the fund's performance could be impacted.

**Mid-Cap Company Risk.** Mid-cap companies may be more vulnerable to adverse business or economic events than larger, more established companies and the value of securities issued by these companies may move sharply.

**Tracking Error and Correlation Risk.** As an index fund, the fund seeks to track the performance of the index, although it may not be successful in doing so. Further, there can be no guarantee that the fund will achieve a high degree of correlation between the fund's performance and that of its index. The correlation between the performance of the fund and that of its index, positive or negative, is called "tracking error." Tracking error can be caused by many factors and it may be significant.

**Derivatives Risk.** The fund's use of derivative instruments involves risks different from, or possibly greater than, the risks associated with investing directly in securities and other traditional investments. The fund's use of derivatives could reduce the fund's performance,

increase its volatility and cause the fund to lose more than the initial amount invested. In addition, investments in derivatives may involve leverage, which means a small percentage of assets invested in derivatives can have a disproportionately large impact on the fund.

**Liquidity Risk.** The fund may be unable to sell certain securities, such as illiquid securities, readily at a favorable time or price, or the fund may have to sell them at a loss.

**Securities Lending Risk.** Securities lending involves the risk of loss of rights in, or delay in recovery of, the loaned securities if the borrower fails to return the security loaned or becomes insolvent.

**Concentration Risk.** To the extent that the fund's or the index's portfolio is concentrated in the securities of issuers in a particular market, industry, group of industries, sector or asset class, the fund may be adversely affected by the performance of those securities, may be subject to increased price volatility and may be more vulnerable to adverse economic, market, political or regulatory occurrences affecting that market, industry, group of industries, sector or asset class.

**Market Trading Risk.** Although fund shares are listed on national securities exchanges, there can be no assurance that an active trading market for fund shares will develop or be maintained. If an active market is not maintained, investors may find it difficult to buy or sell fund shares.

**Shares of the Fund May Trade at Prices Other Than NAV.** Fund shares may be bought and sold in the secondary market at market prices. Although it is expected that the market price of the shares of the fund will approximate the fund's net asset value (NAV), there may be times when the market price and the NAV vary significantly. An investor may pay more than NAV when buying shares of the fund in the secondary market, and an investor may receive less than NAV when selling those shares in the secondary market. The market price of fund shares may deviate, sometimes significantly, from NAV during periods of market volatility or market disruption.

For more information on the risks of investing in the fund, please see the "Fund Details" section in the prospectus.

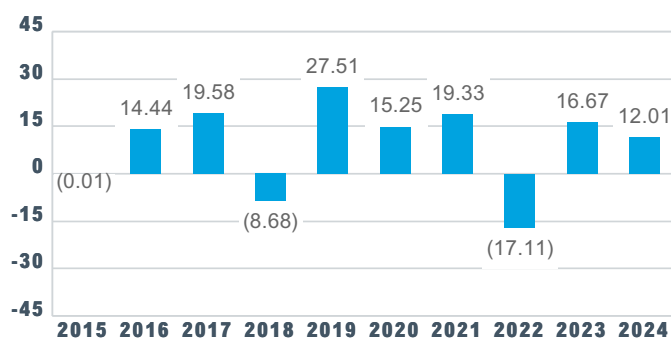
## Performance

---

The bar chart below shows how the fund's investment results have varied from year to year, and the following table shows how the fund's average annual total returns for various periods compared to that of one or more indices. The S&P 500<sup>®</sup> Index serves as the fund's regulatory index and provides a broad measure of market performance. The fund generally invests in securities that are included in the Dow Jones U.S. Mid-Cap Total Stock Market Index. The fund does not seek to track the regulatory index. This information provides some indication of the risks of investing in the fund. All figures assume distributions were reinvested. Keep in mind that future performance (both before and after taxes) may differ from past performance. For current performance information, please see

[www.schwabassetmanagement.com/prospectus](http://www.schwabassetmanagement.com/prospectus).

## Annual Total Returns (%) as of 12/31



**Best Quarter:** 25.17% Q2 2020

**Worst Quarter:** (29.61%) Q1 2020

**Year-to-date performance (before taxes) as of 9/30/25:** 8.20%

## Average Annual Total Returns as of 12/31/24

	1 Year	5 Years	10 Years
Before taxes	12.01%	8.30%	9.03%
After taxes on distributions	11.58%	7.85%	8.57%
After taxes on distributions and sale of shares	7.33%	6.43%	7.24%
<b>Comparative Indices</b> (reflects no deduction for expenses or taxes)			
S&P 500® Index	25.02%	14.53%	13.10%
Dow Jones U.S. Mid-Cap Total Stock Market Index	12.04%	8.31%	9.05%

The after-tax figures reflect the highest individual federal income tax rates in effect during the period and do not reflect the impact of state and local taxes. Your actual after-tax returns depend on your individual tax situation. In addition, after-tax returns are not relevant if you hold your fund shares through a tax-deferred arrangement, such as a 401(k) plan, an individual retirement account (IRA) or other tax-advantaged account.

## Investment Adviser

Charles Schwab Investment Management, Inc., dba Schwab Asset Management®

## Portfolio Managers

**Christopher Bliss, CFA**, Managing Director and Head of Equity Index Strategies, is responsible for the day-to-day co-management of the fund. He has managed the fund since 2017.

**Jeremy Brown, CFA**, Senior Portfolio Manager, is responsible for the day-to-day co-management of the fund. He has managed the fund since 2018.

**Ferian Juwono, CFA**, Senior Portfolio Manager, is responsible for the day-to-day co-management of the fund. He has managed the fund since 2011.

**Agnes Zau, CFA**, Portfolio Manager, is responsible for the day-to-day co-management of the fund. She has managed the fund since 2022.

## Purchase and Sale of Fund Shares

The fund issues and redeems shares at its NAV only in large blocks of shares (Creation Units). These transactions are usually in exchange

for a basket of securities included in the index and/or an amount of cash. As a practical matter, only Authorized Participants purchase or redeem Creation Units.

Individual shares may only be purchased and sold in the secondary market (i.e., on a national securities exchange) through a broker or dealer at market prices. Because fund shares trade at market prices rather than at NAV, fund shares may trade at a price greater than NAV (premium) or less than NAV (discount). When buying or selling shares in the secondary market, you may incur costs attributable to the difference between the highest price a buyer is willing to pay to purchase shares of the fund (bid) and the lowest price a seller is willing to accept for shares of the fund (ask) (the "bid-ask spread"). Recent information regarding the fund's NAV, market price, premiums and discounts, and bid-ask spreads is available at [www.schwabassetmanagement.com](http://www.schwabassetmanagement.com).

## Tax Information

Dividends and capital gains distributions received from the fund will generally be taxable as ordinary income or capital gains, unless you are investing through an IRA, 401(k) or other tax-advantaged account (in which case you may be taxed later, upon withdrawal of your investment from such account).

## Payments to Financial Intermediaries

If you purchase shares of the fund through a broker-dealer or other financial intermediary (such as a bank), the adviser and its related companies may pay the intermediary for the sale of fund shares and related services. These payments may create a conflict of interest by influencing the broker-dealer or other financial intermediary and your salesperson to recommend the fund over another investment. Ask your salesperson or visit your financial intermediary's website for more information.

# Schwab U.S. Small-Cap ETF

Ticker Symbol: SCHA

## Investment Objective

The fund's goal is to track as closely as possible, before fees and expenses, the total return of the Dow Jones U.S. Small-Cap Total Stock Market Index.

## Fund Fees and Expenses

This table describes the fees and expenses you may pay if you buy, hold and sell shares of the fund. **You may pay other fees, such as brokerage commissions and other fees to financial intermediaries, which are not reflected in the table and Example below.**

<b>Shareholder Fees</b> (fees paid directly from your investment)	None
<b>Annual Fund Operating Expenses</b> (expenses that you pay each year as a % of the value of your investment)	
Management fees	0.04
Other expenses	0.00
<b>Total annual fund operating expenses</b>	<b>0.04</b>

## Example

This example is intended to help you compare the cost of investing in the fund with the cost of investing in other funds. The example assumes that you invest \$10,000 in the fund for the time periods indicated and then sell all of your shares at the end of those time periods. The example also assumes that your investment has a 5% return each year and that the fund's operating expenses remain the same. Your actual costs may be higher or lower.

<b>Expenses on a \$10,000 Investment</b>			
<b>1 Year</b>	<b>3 Years</b>	<b>5 Years</b>	<b>10 Years</b>
\$4	\$13	\$23	\$51

## Portfolio Turnover

The fund pays transaction costs, such as commissions, when it buys and sells securities (or "turns over" its portfolio). A higher portfolio turnover may indicate higher transaction costs and may result in higher taxes when fund shares are held in a taxable account. These costs, which are not reflected in the annual fund operating expenses or in the example, affect the fund's performance. During the most recent fiscal year, the fund's portfolio turnover rate was 11% of the average value of its portfolio.

## Principal Investment Strategies

**To pursue its goal, the fund generally invests in stocks that are included in the Dow Jones U.S. Small-Cap Total Stock Market Index<sup>†</sup>.** The index includes the small-cap portion of the Dow Jones U.S. Total Stock Market Index actually available to investors in the marketplace. The Dow Jones U.S. Small-Cap Total Stock Market Index includes the components ranked 751-2,500 by full market capitalization. The index is a float-adjusted market capitalization weighted index. As of August 31, 2025, the index was composed of 1,699 stocks.

It is the fund's policy that under normal circumstances it will invest at least 90% of its net assets (including, for this purpose, any borrowings for investment purposes) in these stocks. The fund will notify its shareholders at least 60 days before changing this policy. The fund generally will seek to replicate the performance of the index by giving the same weight to a given stock as the index does. However, when the investment adviser believes it is appropriate to do so, such as to avoid purchasing odd-lots (i.e., purchasing less than the usual number of shares traded for a security), for tax considerations, or to address liquidity considerations with respect to a stock, the investment adviser may cause the fund's weighting of a stock to be more or less than the index's weighting of the stock. The fund may sell securities that are represented in the index in anticipation of their removal from the index, or buy securities that are not yet represented in the index in anticipation of their addition to the index.

Under normal circumstances, the fund may invest up to 10% of its net assets in securities not included in the index. The principal types of these investments include those that the investment adviser believes will help the fund track the index, such as investments in (a) securities that are not represented in the index but the investment adviser anticipates will be added to the index or as necessary to reflect various corporate actions (such as mergers and spin-offs); (b) other investment companies; and (c) derivatives, principally futures contracts. The fund may use futures contracts and other derivatives primarily to seek returns on the fund's otherwise uninvested cash assets to help it better track the index. The fund may also invest in cash and cash equivalents, including money market funds, and may lend its securities to minimize the difference in performance that naturally exists between an index fund and its corresponding index.

The investment adviser typically seeks to track the price and yield performance of the index by replicating the index. This means that the fund generally expects that it will hold the same securities as

<sup>†</sup> Index ownership – Dow Jones<sup>®</sup> is a registered trademark of Dow Jones Trademark Holdings LLC (Dow Jones). The Dow Jones U.S. Small-Cap Total Stock Market Index is a product of S&P Dow Jones Indices LLC and/or its affiliates, and has been licensed for use by Charles Schwab Investment Management, Inc., dba Schwab Asset Management. The Schwab U.S. Small-Cap ETF is not sponsored, endorsed, sold or promoted by S&P Dow Jones Indices LLC, Dow Jones, or any of their respective affiliates and neither S&P Dow Jones Indices LLC, Dow Jones, nor any of their respective affiliates make any representation regarding the advisability of investing in such product.

those included in the index. However, the investment adviser may use sampling techniques if the investment adviser believes such use will best help the fund to track the index or is otherwise in the best interest of the fund. Sampling techniques involve investing in a limited number of index securities that, when taken together, are expected to perform similarly to the index as a whole. These techniques are based on a variety of factors, including performance attributes, tax considerations, capitalization, dividend yield, price/earnings ratio, industry factors, risk factors and other characteristics. When the fund uses sampling techniques, the fund generally expects that its portfolio will hold less than the total number of securities in the index, but reserves the right to hold as many securities as it believes necessary to achieve the fund's investment objective. The fund generally expects that its industry weightings, dividend yield and price/earnings ratio will be similar to those of the index.

The fund will concentrate its investments (i.e., hold more than 25% of its total assets) in a particular industry, group of industries or sector to approximately the same extent that the index is so concentrated.

### Principal Risks

---

The fund is subject to risks, any of which could cause an investor to lose money. The fund's principal risks include:

**Market Risk.** Financial markets rise and fall in response to a variety of factors, sometimes rapidly and unpredictably. Markets may be impacted by economic, political, regulatory and other conditions, including economic sanctions, tariffs and other government actions. In addition, the occurrence of global events, such as war, terrorism, environmental disasters, natural disasters and epidemics, may also negatively affect the financial markets. As with any investment whose performance is tied to these markets, the value of an investment in the fund will fluctuate, which means that an investor could lose money over short or long periods.

**Investment Style Risk.** The fund is an index fund. Therefore, the fund follows the securities included in the index, which may include real estate investment trusts, during upturns as well as downturns. Because of its indexing strategy, the fund does not take steps to reduce market exposure or to lessen the effects of a declining market. In addition, because of the fund's expenses, the fund's performance may be below that of the index. Errors relating to the index may occur from time to time and may not be identified by the index provider for a period of time. In addition, market disruptions could cause delays in the index's rebalancing schedule. Such errors and/or market disruptions may result in losses for the fund.

**Equity Risk.** The prices of equity securities rise and fall daily. These price movements may result from factors affecting individual companies, industries or the securities market as a whole. In addition, equity markets tend to move in cycles, which may cause stock prices to fall over short or extended periods of time.

**Market Capitalization Risk.** Securities issued by companies of different market capitalizations tend to go in and out of favor based on market and economic conditions. During a period when

securities of a particular market capitalization fall behind other types of investments, the fund's performance could be impacted.

**Small-Cap Company Risk.** Securities issued by small-cap companies may be riskier than those issued by larger companies, and their prices may move sharply, especially during market upturns and downturns.

**Sampling Index Tracking Risk.** To the extent the fund uses sampling techniques, the fund will not fully replicate the index and may hold securities not included in the index. As a result, the fund will be subject to the risk that the investment adviser's investment management strategy, the implementation of which is subject to a number of constraints, may not produce the intended results. If the fund utilizes a sampling approach, it may not track the return of the index as well as it would if the fund purchased all of the securities in the index.

**Tracking Error and Correlation Risk.** As an index fund, the fund seeks to track the performance of the index, although it may not be successful in doing so. Further, there can be no guarantee that the fund will achieve a high degree of correlation between the fund's performance and that of its index. The correlation between the performance of the fund and that of its index, positive or negative, is called "tracking error." Tracking error can be caused by many factors and it may be significant.

**Derivatives Risk.** The fund's use of derivative instruments involves risks different from, or possibly greater than, the risks associated with investing directly in securities and other traditional investments. The fund's use of derivatives could reduce the fund's performance, increase its volatility and cause the fund to lose more than the initial amount invested. In addition, investments in derivatives may involve leverage, which means a small percentage of assets invested in derivatives can have a disproportionately large impact on the fund.

**Liquidity Risk.** The fund may be unable to sell certain securities, such as illiquid securities, readily at a favorable time or price, or the fund may have to sell them at a loss.

**Securities Lending Risk.** Securities lending involves the risk of loss of rights in, or delay in recovery of, the loaned securities if the borrower fails to return the security loaned or becomes insolvent.

**Concentration Risk.** To the extent that the fund's or the index's portfolio is concentrated in the securities of issuers in a particular market, industry, group of industries, sector or asset class, the fund may be adversely affected by the performance of those securities, may be subject to increased price volatility and may be more vulnerable to adverse economic, market, political or regulatory occurrences affecting that market, industry, group of industries, sector or asset class.

**Market Trading Risk.** Although fund shares are listed on national securities exchanges, there can be no assurance that an active trading market for fund shares will develop or be maintained. If an active market is not maintained, investors may find it difficult to buy or sell fund shares.

**Shares of the Fund May Trade at Prices Other Than NAV.** Fund shares may be bought and sold in the secondary market at market prices. Although it is expected that the market price of the shares of the fund will approximate the fund's net asset value (NAV), there may be times when the market price and the NAV vary significantly. An investor may pay more than NAV when buying shares of the fund in the secondary market, and an investor may receive less than NAV when selling those shares in the secondary market. The market price of fund shares may deviate, sometimes significantly, from NAV during periods of market volatility or market disruption.

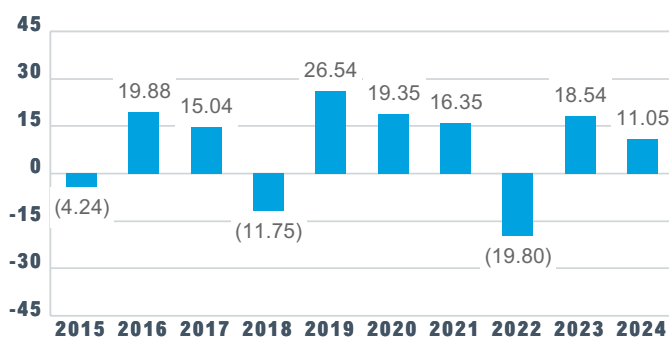
For more information on the risks of investing in the fund, please see the "Fund Details" section in the prospectus.

## Performance

The bar chart below shows how the fund's investment results have varied from year to year, and the following table shows how the fund's average annual total returns for various periods compared to that of one or more indices. The S&P 500® Index serves as the fund's regulatory index and provides a broad measure of market performance. The fund generally invests in securities that are included in the Dow Jones U.S. Small-Cap Total Stock Market Index. The fund does not seek to track the regulatory index. This information provides some indication of the risks of investing in the fund. All figures assume distributions were reinvested. Keep in mind that future performance (both before and after taxes) may differ from past performance. For current performance information, please see

[www.schwabassetmanagement.com/prospectus](http://www.schwabassetmanagement.com/prospectus).

### Annual Total Returns (%) as of 12/31



**Best Quarter:** 30.84% Q4 2020

**Worst Quarter:** (31.61%) Q1 2020

**Year-to-date performance (before taxes) as of 9/30/25:** 8.85%

### Average Annual Total Returns as of 12/31/24

	1 Year	5 Years	10 Years
Before taxes	11.05%	7.95%	8.02%
After taxes on distributions	10.58%	7.53%	7.58%
After taxes on distributions and sale of shares	6.75%	6.16%	6.37%
<b>Comparative Indices</b> (reflects no deduction for expenses or taxes)			
S&P 500® Index	25.02%	14.53%	13.10%
Dow Jones U.S. Small-Cap Total Stock Market Index	11.01%	7.90%	7.98%

The after-tax figures reflect the highest individual federal income tax rates in effect during the period and do not reflect the impact of state and local taxes. Your actual after-tax returns depend on your individual tax situation. In addition, after-tax returns are not relevant if you hold your fund shares through a tax-deferred arrangement, such as a 401(k) plan, an individual retirement account (IRA) or other tax-advantaged account.

## Investment Adviser

Charles Schwab Investment Management, Inc., dba Schwab Asset Management®

## Portfolio Managers

**Christopher Bliss, CFA**, Managing Director and Head of Equity Index Strategies, is responsible for the day-to-day co-management of the fund. He has managed the fund since 2017.

**Jeremy Brown, CFA**, Senior Portfolio Manager, is responsible for the day-to-day co-management of the fund. He has managed the fund since 2018.

**Ferian Juwono, CFA**, Senior Portfolio Manager, is responsible for the day-to-day co-management of the fund. He has managed the fund since 2010.

**Agnes Zau, CFA**, Portfolio Manager, is responsible for the day-to-day co-management of the fund. She has managed the fund since 2022.

## Purchase and Sale of Fund Shares

The fund issues and redeems shares at its NAV only in large blocks of shares (Creation Units). These transactions are usually in exchange for a basket of securities included in the index and/or an amount of cash. As a practical matter, only Authorized Participants purchase or redeem Creation Units.

Individual shares may only be purchased and sold in the secondary market (i.e., on a national securities exchange) through a broker or dealer at market prices. Because fund shares trade at market prices rather than at NAV, fund shares may trade at a price greater than NAV (premium) or less than NAV (discount). When buying or selling shares in the secondary market, you may incur costs attributable to the difference between the highest price a buyer is willing to pay to purchase shares of the fund (bid) and the lowest price a seller is willing to accept for shares of the fund (ask) (the "bid-ask spread"). Recent information regarding the fund's NAV, market price, premiums and discounts, and bid-ask spreads is available at [www.schwabassetmanagement.com](http://www.schwabassetmanagement.com).

## Tax Information

Dividends and capital gains distributions received from the fund will generally be taxable as ordinary income or capital gains, unless you are investing through an IRA, 401(k) or other tax-advantaged account (in which case you may be taxed later, upon withdrawal of your investment from such account).

## Payments to Financial Intermediaries

If you purchase shares of the fund through a broker-dealer or other financial intermediary (such as a bank), the adviser and its related companies may pay the intermediary for the sale of

fund shares and related services. These payments may create a conflict of interest by influencing the broker-dealer or other financial intermediary and your salesperson to recommend the fund over another investment. Ask your salesperson or visit your financial intermediary's website for more information.

# Schwab U.S. Dividend Equity ETF

Ticker Symbol: SCHD

## Investment Objective

The fund's goal is to track as closely as possible, before fees and expenses, the total return of the Dow Jones U.S. Dividend 100™ Index.

## Fund Fees and Expenses

This table describes the fees and expenses you may pay if you buy, hold and sell shares of the fund. **You may pay other fees, such as brokerage commissions and other fees to financial intermediaries, which are not reflected in the table and Example below.**

Shareholder Fees (fees paid directly from your investment)	
Annual Fund Operating Expenses (expenses that you pay each year as a % of the value of your investment)	None
Management fees	0.06
Other expenses	0.00
<b>Total annual fund operating expenses</b>	<b>0.06</b>

## Example

This example is intended to help you compare the cost of investing in the fund with the cost of investing in other funds. The example assumes that you invest \$10,000 in the fund for the time periods indicated and then sell all of your shares at the end of those time periods. The example also assumes that your investment has a 5% return each year and that the fund's operating expenses remain the same. Your actual costs may be higher or lower.

Expenses on a \$10,000 Investment			
1 Year	3 Years	5 Years	10 Years
\$6	\$19	\$34	\$77

## Portfolio Turnover

The fund pays transaction costs, such as commissions, when it buys and sells securities (or "turns over" its portfolio). A higher portfolio turnover may indicate higher transaction costs and may result in higher taxes when fund shares are held in a taxable account. These costs, which are not reflected in the annual fund operating expenses or in the example, affect the fund's performance. During the most recent fiscal year, the fund's portfolio turnover rate was 30% of the average value of its portfolio.

## Principal Investment Strategies

**To pursue its goal, the fund generally invests in stocks that are included in the Dow Jones U.S. Dividend 100 Index<sup>†</sup>.** The Dow Jones

U.S. Dividend 100 Index is designed to measure the performance of high dividend yielding stocks issued by U.S. companies that have a record of consistently paying dividends, selected for fundamental strength relative to their peers, based on financial ratios. The 100-component index is a subset of the Dow Jones U.S. Broad Market Index, excluding real estate investment trusts (REITs), master limited partnerships, preferred stocks and convertibles. It is modified market capitalization weighted.

All index eligible stocks must have sustained at least 10 consecutive years of dividend payments, have a minimum float-adjusted market capitalization of \$500 million USD and meet minimum liquidity criteria. The index components are then selected by evaluating the highest dividend yielding stocks based on four fundamentals-based characteristics – cash flow to total debt, return on equity, dividend yield and 5-year dividend growth rate. Stocks in the index are weighted based on a modified market capitalization approach. No single stock can represent more than 4.0% of the index and no single sector, as defined by the index provider, can represent more than 25% of the index, as measured at the time of index construction, reconstitution and rebalance. The index composition is reviewed annually and rebalanced quarterly.

It is the fund's policy that under normal circumstances it will invest at least 90% of its net assets (including, for this purpose, any borrowings for investment purposes) in these stocks. The fund will notify its shareholders at least 60 days before changing this policy. The fund generally will seek to replicate the performance of the index by giving the same weight to a given stock as the index does. However, when the investment adviser believes it is appropriate to do so, such as to avoid purchasing odd-lots (i.e., purchasing less than the usual number of shares traded for a security), for tax considerations, or to address liquidity considerations with respect to a stock, the investment adviser may cause the fund's weighting of a stock to be more or less than the index's weighting of the stock. The fund may sell securities that are represented in the index in anticipation of their removal from the index, or buy securities that are not yet represented in the index in anticipation of their addition to the index.

Under normal circumstances, the fund may invest up to 10% of its net assets in securities not included in the index. The principal types of these investments include those that the investment adviser believes will help the fund track the index, such as investments in (a) securities that are not represented in the index but the investment adviser anticipates will be added to the index or as necessary to reflect various corporate actions (such as mergers and spin-offs);

<sup>†</sup> Index ownership – Dow Jones® is a registered trademark of Dow Jones Trademark Holdings LLC (Dow Jones). The Dow Jones U.S. Dividend 100 Index is a product of S&P Dow Jones Indices LLC and/or its affiliates, and has been licensed for use by Charles Schwab Investment Management, Inc., dba Schwab Asset Management. The Schwab U.S. Dividend Equity ETF is not sponsored, endorsed, sold or promoted by S&P Dow Jones Indices LLC, Dow Jones, or any of their respective affiliates and neither S&P Dow Jones Indices LLC, Dow Jones, nor any of their respective affiliates make any representation regarding the advisability of investing in such product.

(b) other investment companies; and (c) derivatives, principally futures contracts. The fund may use futures contracts and other derivatives primarily to seek returns on the fund's otherwise uninvested cash assets to help it better track the index. The fund may also invest in cash and cash equivalents, including money market funds, and may lend its securities to minimize the difference in performance that naturally exists between an index fund and its corresponding index.

The fund will concentrate its investments (i.e., hold more than 25% of its total assets) in a particular industry, group of industries or sector to approximately the same extent that the index is so concentrated.

## Principal Risks

The fund is subject to risks, any of which could cause an investor to lose money. The fund's principal risks include:

**Market Risk.** Financial markets rise and fall in response to a variety of factors, sometimes rapidly and unpredictably. Markets may be impacted by economic, political, regulatory and other conditions, including economic sanctions, tariffs and other government actions. In addition, the occurrence of global events, such as war, terrorism, environmental disasters, natural disasters and epidemics, may also negatively affect the financial markets. As with any investment whose performance is tied to these markets, the value of an investment in the fund will fluctuate, which means that an investor could lose money over short or long periods.

**Equity Risk.** The prices of equity securities rise and fall daily. These price movements may result from factors affecting individual companies, industries or the securities market as a whole. In addition, equity markets tend to move in cycles, which may cause stock prices to fall over short or extended periods of time.

**Investment Style Risk.** The fund primarily invests in dividend paying stocks. As a result, fund performance will correlate with the performance of the dividend paying stock segment of the stock market, and the fund may underperform funds that do not limit their investments to dividend paying stocks. If stocks held by the fund reduce or stop paying dividends, the fund's ability to generate income may be affected.

The fund is an index fund. Therefore, the fund follows the securities included in the index during upturns as well as downturns. Because of its indexing strategy, the fund does not take steps to reduce market exposure or to lessen the effects of a declining market. In addition, because of the fund's expenses, the fund's performance may be below that of the index. Errors relating to the index may occur from time to time and may not be identified by the index provider for a period of time. In addition, market disruptions could cause delays in the index's rebalancing schedule. Such errors and/or market disruptions may result in losses for the fund.

**Market Capitalization Risk.** Securities issued by companies of different market capitalizations tend to go in and out of favor based on market and economic conditions. During a period when securities of a particular market capitalization fall behind other types of investments, the fund's performance could be impacted.

**Large-Cap Company Risk.** Large-cap companies are generally more mature and the securities issued by these companies may not be able to reach the same levels of growth as the securities issued by small- or mid-cap companies.

**Mid-Cap Company Risk.** Mid-cap companies may be more vulnerable to adverse business or economic events than larger, more established companies and the value of securities issued by these companies may move sharply.

**Small-Cap Company Risk.** Securities issued by small-cap companies may be riskier than those issued by larger companies, and their prices may move sharply, especially during market upturns and downturns.

**Tracking Error and Correlation Risk.** As an index fund, the fund seeks to track the performance of the index, although it may not be successful in doing so. Further, there can be no guarantee that the fund will achieve a high degree of correlation between the fund's performance and that of its index. The correlation between the performance of the fund and that of its index, positive or negative, is called "tracking error." Tracking error can be caused by many factors and it may be significant.

**Derivatives Risk.** The fund's use of derivative instruments involves risks different from, or possibly greater than, the risks associated with investing directly in securities and other traditional investments. The fund's use of derivatives could reduce the fund's performance, increase its volatility and cause the fund to lose more than the initial amount invested. In addition, investments in derivatives may involve leverage, which means a small percentage of assets invested in derivatives can have a disproportionately large impact on the fund.

**Liquidity Risk.** The fund may be unable to sell certain securities, such as illiquid securities, readily at a favorable time or price, or the fund may have to sell them at a loss.

**Securities Lending Risk.** Securities lending involves the risk of loss of rights in, or delay in recovery of, the loaned securities if the borrower fails to return the security loaned or becomes insolvent.

**Concentration Risk.** To the extent that the fund's or the index's portfolio is concentrated in the securities of issuers in a particular market, industry, group of industries, sector or asset class, the fund may be adversely affected by the performance of those securities, may be subject to increased price volatility and may be more vulnerable to adverse economic, market, political or regulatory occurrences affecting that market, industry, group of industries, sector or asset class.

**Market Trading Risk.** Although fund shares are listed on national securities exchanges, there can be no assurance that an active trading market for fund shares will develop or be maintained. If an active market is not maintained, investors may find it difficult to buy or sell fund shares.

**Shares of the Fund May Trade at Prices Other Than NAV.** Fund shares may be bought and sold in the secondary market at market prices. Although it is expected that the market price of the shares of

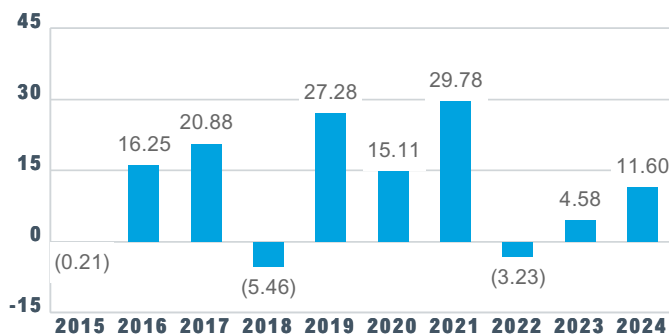
the fund will approximate the fund's net asset value (NAV), there may be times when the market price and the NAV vary significantly. An investor may pay more than NAV when buying shares of the fund in the secondary market, and an investor may receive less than NAV when selling those shares in the secondary market. The market price of fund shares may deviate, sometimes significantly, from NAV during periods of market volatility or market disruption.

For more information on the risks of investing in the fund, please see the "Fund Details" section in the prospectus.

## Performance

The bar chart below shows how the fund's investment results have varied from year to year, and the following table shows how the fund's average annual total returns for various periods compared to that of one or more indices. The S&P 500<sup>®</sup> Index serves as the fund's regulatory index and provides a broad measure of market performance. The fund generally invests in securities that are included in the Dow Jones U.S. Dividend 100 Index. The fund does not seek to track the regulatory index. This information provides some indication of the risks of investing in the fund. All figures assume distributions were reinvested. Keep in mind that future performance (both before and after taxes) may differ from past performance. For current performance information, please see [www.schwabassetmanagement.com/prospectus](http://www.schwabassetmanagement.com/prospectus).

### Annual Total Returns (%) as of 12/31



**Best Quarter:** 17.11% Q4 2020

**Worst Quarter:** (21.55%) Q1 2020

**Year-to-date performance (before taxes) as of 9/30/25:** 2.84%

### Average Annual Total Returns as of 12/31/24

	1 Year	5 Years	10 Years
Before taxes	11.60%	11.03%	11.03%
After taxes on distributions	10.64%	10.10%	10.17%
After taxes on distributions and sale of shares	7.53%	8.63%	8.91%
<b>Comparative Indices</b> (reflects no deduction for expenses or taxes)			
S&P 500 <sup>®</sup> Index	25.02%	14.53%	13.10%
Dow Jones U.S. Dividend 100 Index	11.68%	11.12%	11.13%

The after-tax figures reflect the highest individual federal income tax rates in effect during the period and do not reflect the impact of state and local taxes. Your actual after-tax returns depend on your individual tax situation. In addition, after-tax returns are not

relevant if you hold your fund shares through a tax-deferred arrangement, such as a 401(k) plan, an individual retirement account (IRA) or other tax-advantaged account.

## Investment Adviser

Charles Schwab Investment Management, Inc., dba Schwab Asset Management<sup>®</sup>

## Portfolio Managers

**Christopher Bliss, CFA**, Managing Director and Head of Equity Index Strategies, is responsible for the day-to-day co-management of the fund. He has managed the fund since 2017.

**Jeremy Brown, CFA**, Senior Portfolio Manager, is responsible for the day-to-day co-management of the fund. He has managed the fund since 2018.

**Ferian Juwono, CFA**, Senior Portfolio Manager, is responsible for the day-to-day co-management of the fund. He has managed the fund since 2011.

**Agnes Zau, CFA**, Portfolio Manager, is responsible for the day-to-day co-management of the fund. She has managed the fund since 2022.

## Purchase and Sale of Fund Shares

The fund issues and redeems shares at its NAV only in large blocks of shares (Creation Units). These transactions are usually in exchange for a basket of securities included in the index and/or an amount of cash. As a practical matter, only Authorized Participants purchase or redeem Creation Units.

Individual shares may only be purchased and sold in the secondary market (i.e., on a national securities exchange) through a broker or dealer at market prices. Because fund shares trade at market prices rather than at NAV, fund shares may trade at a price greater than NAV (premium) or less than NAV (discount). When buying or selling shares in the secondary market, you may incur costs attributable to the difference between the highest price a buyer is willing to pay to purchase shares of the fund (bid) and the lowest price a seller is willing to accept for shares of the fund (ask) (the "bid-ask spread"). Recent information regarding the fund's NAV, market price, premiums and discounts, and bid-ask spreads is available at [www.schwabassetmanagement.com](http://www.schwabassetmanagement.com).

## Tax Information

Dividends and capital gains distributions received from the fund will generally be taxable as ordinary income or capital gains, unless you are investing through an IRA, 401(k) or other tax-advantaged account (in which case you may be taxed later, upon withdrawal of your investment from such account).

## Payments to Financial Intermediaries

If you purchase shares of the fund through a broker-dealer or other financial intermediary (such as a bank), the adviser and its related companies may pay the intermediary for the sale of fund shares and related services. These payments may create a conflict of interest by influencing the broker-dealer or other financial

intermediary and your salesperson to recommend the fund over another investment. Ask your salesperson or visit your financial intermediary's website for more information.

# About the Funds

---

The funds described in this prospectus are advised by Charles Schwab Investment Management, Inc., dba Schwab Asset Management (the investment adviser). Each fund is an “exchange-traded fund” (ETF). ETFs are funds that trade like other publicly-traded securities. The funds in this prospectus are index funds and are designed to track the total return of an index. Because the composition of an index tends to be comparatively stable, most index funds historically have shown low portfolio turnover compared to actively managed funds.

This strategy distinguishes an index fund from an “actively managed” fund. Instead of choosing investments for the fund based on portfolio management’s judgment, an index is used to determine which securities the fund should own.

Unlike shares of a mutual fund, shares of the funds are listed on a national securities exchange and trade at market prices that change throughout the day. The market price for each of the fund’s shares may be different from its net asset value per share (NAV). The funds have their own CUSIP numbers and trade on the NYSE Arca, Inc. under the following tickers:

Schwab U.S. Broad Market ETF	SCHB
Schwab 1000 Index ETF	SCHK
Schwab U.S. Large-Cap ETF	SCHX
Schwab U.S. Large-Cap Growth ETF	SCHG
Schwab U.S. Large-Cap Value ETF	SCHV
Schwab U.S. Mid-Cap ETF	SCHM
Schwab U.S. Small-Cap ETF	SCHA
Schwab U.S. Dividend Equity ETF	SCHD

The funds issue and redeem shares at their NAV only in large blocks of shares (Creation Units). These transactions are usually in exchange for a basket of securities and/or an amount of cash. As a practical matter, only institutional investors who have entered into an authorized participant agreement (Authorized Participants) purchase or redeem Creation Units.

## A Note to Retail Investors

Shares can be purchased directly from the funds only in exchange for a basket of securities and/or an amount of cash that is expected to be worth a minimum of a million dollars or more. Most individual investors, therefore, will not be able to purchase shares directly from the funds. Instead, these investors will purchase shares in the secondary market through a brokerage account or with the assistance of a broker. Thus, some of the information contained in this prospectus – such as information about purchasing and redeeming shares from the funds and references to transaction fees imposed on purchases and redemptions – is not relevant to most individual investors. Shares purchased or sold through a brokerage account or with the assistance of a broker may be subject to brokerage commissions and charges.

The funds’ performance will fluctuate over time and, as with all investments, future performance may differ from past performance.

# Fund Details

---

There can be no assurance that the funds will achieve their objectives. Except as explicitly described otherwise, the investment objectives, strategies and policies of each fund may be changed without shareholder approval.

The principal investment strategies and the main risks associated with investing in each fund are summarized in the fund summaries at the front of this prospectus. This section takes a more detailed look at some of the types of securities, the associated risks, and the various investment strategies that may be used in the day-to-day portfolio management of the funds, as described below. In addition to the particular types of securities and strategies that are described in this prospectus, each fund may use strategies that are not described herein in support of its overall investment goal. These additional strategies and the risks associated with them are described in the “Investment Objectives, Strategies, Risks and Limitations” section in the Statement of Additional Information (SAI).

Investors should be aware that the investments made by the funds and the results achieved by the funds at any given time are not expected to be the same as those made by mutual funds for which Charles Schwab Investment Management, Inc. serves as investment adviser, including mutual funds with names, investment objectives and policies similar to the funds.

## Investment Objectives and More About Principal Risks

---

### Schwab U.S. Broad Market ETF

#### Investment Objective

The fund's goal is to track as closely as possible, before fees and expenses, the total return of the Dow Jones U.S. Broad Stock Market Index. The fund's investment objective is not fundamental and therefore may be changed by the fund's Board of Trustees without shareholder approval.

#### More Information About Principal Investment Risks

The fund is subject to risks, any of which could cause an investor to lose money.

**Market Risk.** Financial markets rise and fall in response to a variety of factors, sometimes rapidly and unpredictably. Markets may be impacted by economic, political, regulatory and other conditions, including economic sanctions, tariffs, and other government actions. In addition, the occurrence of global events, such as war, terrorism, environmental disasters, natural disasters and epidemics, may also negatively affect the financial markets. These events could reduce consumer demand or economic output; result in market closures, changes in interest rates, inflation/deflation, travel restrictions or quarantines; and significantly adversely impact the economy. Governmental and quasi-governmental authorities and regulators throughout the world have in the past often responded to serious economic disruptions with a variety of significant fiscal and monetary policy changes which could have an unexpected impact on financial markets and the fund's investments. As with any investment whose performance is tied to these markets, the value of an investment in the fund will fluctuate, which means that an investor could lose money over short or long periods.

**Investment Style Risk.** The fund is an index fund. Therefore, the fund follows the securities included in the index during upturns as well as downturns. Because of its indexing strategy, the fund does not take steps to reduce market exposure or to lessen the effects of a declining market, even though these securities may go in and out of favor based on market and economic conditions. The index does not weigh securities on the basis of investor protection, limitations or differences in the quality of financial reporting or other oversight mechanisms. Therefore, the fund will follow the securities in the index without consideration of these factors. In addition, because of the fund's expenses, the fund's performance may be below that of the index.

At times the segment of the markets represented by the index may underperform other market segments. A significant percentage of the index may be composed of securities in a single industry or sector of the economy. If the fund is focused in an industry or sector, it may present more risks than if it were broadly diversified over numerous industries and sectors of the economy.

**Index-Related Risk.** The index provider does not provide any warranty as to the timeliness, accuracy or completeness of any data relating to the index. Errors relating to the index, including index data, computations and/or construction, may occur from time to time and may not be identified by the index provider for a period of time or at all. Losses resulting from index errors may be borne by the fund and its shareholders. In addition, there can be no guarantee that the index will operate as intended during volatile market conditions or over the course of a full market cycle.

In addition, market disruptions could cause delays in the index's rebalancing schedule which may result in the index and, in turn, the fund experiencing returns different than those that would have been achieved under a normal rebalancing schedule.

**Equity Risk.** The prices of equity securities rise and fall daily. These price movements may result from factors affecting individual companies, industries or the securities market as a whole. Individual companies may report poor results or be negatively affected by industry and/or economic trends and developments. The prices of securities issued by such companies may suffer a decline in response. Governmental action, including the imposition of trade embargoes or tariffs, may also impact individual companies or markets as a whole. In addition, equity markets tend to move in cycles which may cause stock prices to fall over short or extended periods of time.

**Market Capitalization Risk.** Securities issued by companies of different market capitalizations tend to go in and out of favor based on market and economic conditions. In addition, there may be less trading volume in securities issued by mid- and small-cap companies than those issued by larger companies and, as a result, trading volatility may have a greater impact on the value of securities of mid- and small-cap companies. Securities issued by large-cap companies, on the other hand, may not be able to attain the high growth rates of some mid- and small-cap companies. During a period when securities of a particular market capitalization fall behind other types of investments, the fund's performance could be impacted.

**Large-Cap Company Risk.** Large-cap companies are generally more mature than smaller companies. They also may have fewer new market opportunities for their products or services, may focus resources on maintaining their market share, and may be unable to respond quickly to new competitive challenges. As a result, the securities issued by these companies may not be able to reach the same levels of growth as the securities issued by small- or mid-cap companies.

**Mid-Cap Company Risk.** Mid-cap companies may be more vulnerable to adverse business or economic events than larger, more established companies and their securities may be riskier than those issued by large-cap companies. The value of securities issued by mid-cap companies may be based in substantial part on future expectations rather than current achievements and their prices may move sharply, especially during market upturns and downturns.

**Small-Cap Company Risk.** Small-cap companies may be more vulnerable to adverse business or economic events than larger, more established companies and their securities may be riskier than those issued by larger companies. The value of securities issued by small-cap companies may be based in substantial part on future expectations rather than current achievements and their prices may move sharply, especially during market upturns and downturns. In addition, small-cap companies may have limited financial resources, management experience, product lines and markets, and their securities may trade less frequently and in more limited volumes than the securities of larger companies. Further, small-cap companies may have less publicly available information and such information may be inaccurate or incomplete.

**Tracking Error and Correlation Risk.** As an index fund, the fund seeks to track the performance of the index, although it may not be successful in doing so. The divergence between the performance of the fund and the index, positive or negative, is called "tracking error." Tracking error can be caused by many factors and it may be significant. For example, the fund may not invest in certain securities in the index, match the securities' weighting to the index, or the fund may invest in securities not in the index, due to regulatory, operational, custodial or liquidity constraints; corporate transactions; asset valuations; transaction costs and timing; tax considerations; and index rebalancing, which may result in tracking error. The fund may attempt to offset the effects of not being invested in certain index securities by making substitute investments, but these efforts may not be successful. In certain circumstances, the fund may value individual securities based on fair value prices developed using methods approved by the fund's Board of Trustees. To the extent the fund calculates its NAV based on fair value prices, the fund's performance may diverge from that of its index. In addition, cash flows into and out of the fund, timing variances, operating expenses and trading costs all affect the ability of the fund to match the performance of the index, because the index does not have to manage cash flows and does not incur any costs. Lastly, differences between the fund's portfolio and the index resulting from legal restrictions (such as diversification requirements) that apply to the fund but not to the index impact correlation between the performance of the fund and that of its index.

**Derivatives Risk.** The fund may invest in derivative instruments. The principal types of derivatives the fund may use are futures contracts. A futures contract is an agreement to buy or sell a financial instrument at a specific price on a specific day. The fund's use of derivative instruments involves risks different from, or possibly greater than, the risks associated with investing directly in securities and other traditional investments. Certain of these risks, such as market risk, liquidity risk and leverage risk, are discussed elsewhere in this prospectus. The fund's use of derivatives is also subject to counterparty risk, lack of availability risk, valuation risk, correlation risk and tax risk. Counterparty risk is the risk that the counterparty to a derivative transaction may not fulfill its contractual obligations either because the financial condition of the counterparty declines, or because the counterparty is otherwise unable or unwilling to perform under the contract. Lack of availability risk is the risk that suitable derivative transactions may not be available in all circumstances for risk management or other purposes. Valuation risk is the risk that a particular derivative may be valued incorrectly. Correlation risk is the risk that changes in the value of the derivative may not correlate perfectly with the underlying asset, rate or index. Tax risk is the risk that the use of derivatives may cause the fund to realize higher amounts of short-term capital gains. The fund's use of derivatives could reduce the fund's performance, increase its volatility and cause the fund to lose more than the initial amount invested. The fund's use of derivatives also could create a risk of counterparty default under certain transactions, risks that the fund would need to liquidate portfolio positions when it may not be advantageous to do so in order to meet margin and payment obligations, and legal risks relating to insufficient documentation, insufficient

capacity or authority of a counterparty, or legality or enforceability of a contract. Furthermore, the use of derivatives subject to regulation by the Commodity Futures Trading Commission (CFTC) could cause the fund to become a commodity pool, which would require the fund to comply with certain CFTC rules.

**Liquidity Risk.** Liquidity risk exists when particular investments may be difficult to purchase, sell or value, especially during stressed market conditions. The market for certain investments may become illiquid due to specific adverse changes in the conditions of a particular issuer or under adverse market or economic conditions independent of the issuer. In such cases, the fund, due to limitations on investments in illiquid securities and the difficulty in readily purchasing and selling such securities at favorable times or prices, may decline in value, experience lower returns and/or be unable to achieve its desired level of exposure to a certain issuer or sector. Further, transactions in illiquid securities may entail transaction costs that are higher than those for transactions in liquid securities.

**Leverage Risk.** Certain fund transactions, such as derivatives transactions, may give rise to a form of leverage and may expose the fund to greater risk. Leverage tends to magnify the effect of any decrease or increase in the value of the fund's portfolio securities which means even a small amount of leverage can have a disproportionately large impact on the fund. The use of leverage may cause the fund to liquidate portfolio positions when it would not be advantageous to do so in order to satisfy its obligations.

**Securities Lending Risk.** The fund may lend its portfolio securities to brokers, dealers, and other financial institutions provided a number of conditions are satisfied, including that the loan is fully collateralized. When the fund lends portfolio securities, its investment performance will continue to reflect changes in the value of the securities loaned, and the fund will also receive a fee or interest on the collateral. Securities lending involves the risk of loss of rights in, or delay in recovery of, the loaned securities if the borrower fails to return the security loaned or becomes insolvent. The fund will also bear the risk of any decline in value of securities acquired with cash collateral. The fund may pay lending fees to a party arranging the loan.

**Market Trading Risk.** Although fund shares are listed on national securities exchanges, there can be no assurance that an active trading market for fund shares will develop or be maintained. If an active market is not maintained, investors may find it difficult to buy or sell fund shares. Trading of shares of the fund on a national securities exchange may be halted if exchange officials deem such action appropriate, if the fund is delisted, or if the activation of marketwide "circuit breakers" halts stock trading generally. If the fund's shares are delisted, the fund may seek to list its shares on another market, merge with another ETF, or redeem its shares at NAV.

**Shares of the Fund May Trade at Prices Other Than NAV.** As with all ETFs, fund shares may be bought and sold in the secondary market at market prices. Although it is expected that the market price of the shares of the fund will approximate the fund's NAV, there may be times when the market price and the NAV vary significantly. Thus, an investor may pay more than NAV when buying shares of the fund in the secondary market, and an investor may receive less than NAV when selling those shares in the secondary market. The investment adviser cannot predict whether shares will trade above (premium), below (discount) or at NAV. The fund may have a limited number of financial institutions that may act as "Authorized Participants" or market makers. Only Authorized Participants who have entered into agreements with the fund's distributor may engage in creation or redemption transactions directly with the fund (as discussed in the "Creation and Redemption" section below). If those Authorized Participants exit the business or are unable to process creation and/or redemption orders (including in situations where Authorized Participants have limited or diminished access to capital required to post collateral), and no other Authorized Participant is able to step forward to create and redeem in either of these cases, fund shares may trade at a discount to NAV like closed-end fund shares (and may even face delisting). Similar effects may result if market makers exit the business or are unable to continue making markets in the fund's shares. Risks associated with having a limited number of Authorized Participants may be heightened for ETFs that invest in securities issued by non-U.S. issuers or other instruments that have lower trading volumes. More generally, market makers are not obligated to make a market in the fund's shares, and Authorized Participants are not obligated to submit purchase or redemption orders for Creation Units. Further, while the creation/redemption feature is designed to make it likely that shares normally will trade close to the value of the fund's holdings, disruptions to creations and redemptions, including disruptions at market makers, Authorized Participants or market participants, or during periods of significant market volatility, may result in market prices that differ significantly from the value of the fund's holdings. In addition, transactions by large shareholders may account for a large percentage of trading volume on the fund's primary listing exchange and may, therefore, have a material effect on the market price of the fund's shares.

The market price of fund shares during the trading day, like the price of any exchange-traded security, includes a "bid/ask" spread charged by the exchange specialist, market makers or other participants that trade the fund shares. The bid/ask spread on ETF shares varies over time based on the fund's trading volume and market liquidity. As a result, the bid/ask spread on ETF shares is generally larger when the shares have little trading volume or market liquidity and generally lower when the shares have high trading volume or market liquidity. In addition, in times of severe market disruption, the bid/ask spread can increase significantly. At those times, fund shares are most likely to be traded at a discount to NAV, and the discount is likely to be greatest when the price of shares is falling fastest, which may be the time that investors most want to sell shares. The investment adviser believes that, under normal market conditions, large market price discounts or premiums to NAV will not be sustained because of arbitrage opportunities. There are various methods by which investors can purchase and sell shares of the fund and various types of orders that may be placed. Investors should consult their financial intermediary before purchasing or selling shares of the fund.

## Schwab 1000 Index ETF

### Investment Objective

The fund's goal is to track as closely as possible, before fees and expenses, the total return of the Schwab 1000 Index. The fund's investment objective is not fundamental and therefore may be changed by the fund's Board of Trustees without shareholder approval.

### Index

**The Schwab 1000 Index is a float-adjusted market capitalization weighted index that includes the stocks of the 1,000 largest stocks of publicly traded companies in the United States, with size being determined by market capitalization (total market value of all shares outstanding).** The index is designed to be a measure of the performance of large- and mid-cap U.S. stocks.

These large- and mid-cap stocks cover many industries and represent many sizes. Because large- and mid-cap stocks can perform differently from each other at times, a fund that invests in both categories of stocks may have somewhat different performance than a fund that invests only in large-cap stocks.

The Schwab 1000 Index was developed by Charles Schwab & Co., Inc. (Schwab) and is maintained by Charles Schwab Investment Management, Inc., dba Schwab Asset Management (investment adviser). The investment adviser and Schwab are separate but affiliated companies and subsidiaries of The Charles Schwab Corporation. In constructing the index, the investment adviser has contracted with S&P Opco, LLC (a subsidiary of S&P Dow Jones Indices LLC) to calculate and maintain the index (index calculation agent). The investment adviser reviews and, as necessary, revises the list of companies whose securities are included in the index, usually annually. The index undergoes a quarterly rebalance to reflect outstanding share changes of the existing index constituents. The investment adviser has entered into an agreement with the fund pursuant to which the investment adviser has granted a license for the index to the fund at no cost to the fund. For more information on the index, including information on the index calculation agent, please refer to the SAI.

### More Information About Principal Investment Risks

The fund is subject to risks, any of which could cause an investor to lose money.

**Market Risk.** Financial markets rise and fall in response to a variety of factors, sometimes rapidly and unpredictably. Markets may be impacted by economic, political, regulatory and other conditions, including economic sanctions, tariffs, and other government actions. In addition, the occurrence of global events, such as war, terrorism, environmental disasters, natural disasters and epidemics, may also negatively affect the financial markets. These events could reduce consumer demand or economic output; result in market closures, changes in interest rates, inflation/deflation, travel restrictions or quarantines; and significantly adversely impact the economy. Governmental and quasi-governmental authorities and regulators throughout the world have in the past often responded to serious economic disruptions with a variety of significant fiscal and monetary policy changes which could have an unexpected impact on financial markets and the fund's investments. As with any investment whose performance is tied to these markets, the value of an investment in the fund will fluctuate, which means that an investor could lose money over short or long periods.

**Equity Risk.** The prices of equity securities rise and fall daily. These price movements may result from factors affecting individual companies, industries or the securities market as a whole. Individual companies may report poor results or be negatively affected by industry and/or economic trends and developments. The prices of securities issued by such companies may suffer a decline in response. Governmental action, including the imposition of trade embargoes or tariffs, may also impact individual companies or markets as a whole. In addition, equity markets tend to move in cycles which may cause stock prices to fall over short or extended periods of time.

**Investment Style Risk.** The fund is an index fund. Therefore, the fund follows the securities included in the index during upturns as well as downturns. Because of its indexing strategy, the fund does not take steps to reduce market exposure or to lessen the effects of a declining market, even though these securities may go in and out of favor based on market and economic conditions. The index does not weigh securities on the basis of investor protection, limitations or differences in the quality of financial reporting or other oversight mechanisms. Therefore, the fund will follow the securities in the index without consideration of these factors. In addition, because of the fund's expenses, the fund's performance may be below that of the index.

At times the segment of the securities markets represented by the index may underperform other market segments. A significant percentage of the index may be composed of securities in a single industry or sector of the economy. If the fund is focused in an industry or sector, it may present more risks than if it were broadly diversified over numerous industries and sectors of the economy.

**Index-Related Risk.** The index provider does not provide any warranty as to the timeliness, accuracy or completeness of any data relating to the index. Errors relating to the index, including index data, computations and/or construction, may occur from time to time and may not be identified by the index provider for a period of time or at all. Losses resulting from index errors may be borne by the fund and its shareholders. In addition, there can be no guarantee that the index will operate as intended during volatile market conditions or over the course of a full market cycle.

In addition, market disruptions could cause delays in the index's rebalancing schedule which may result in the index and, in turn, the fund experiencing returns different than those that would have been achieved under a normal rebalancing schedule.

**Tracking Error and Correlation Risk.** As an index fund, the fund seeks to track the performance of the index, although it may not be successful in doing so. The divergence between the performance of the fund and the index, positive or negative, is called "tracking error." Tracking error can be caused by many factors and it may be significant. For example, the fund may not invest in certain securities in the index, match the securities' weighting to the index, or the fund may invest in securities not in the index, due to regulatory, operational, custodial or liquidity constraints; corporate transactions; asset valuations; transaction costs and timing; tax considerations; and index rebalancing, which may result in tracking error. The fund may attempt to offset the effects of not being invested in certain index securities by making substitute investments, but these efforts may not be successful. In certain circumstances, the fund may value individual securities based on fair value prices developed using methods approved by the fund's Board of Trustees. To the extent the fund calculates its NAV based on fair value prices, the fund's performance may diverge from that of its index. In addition, cash flows into and out of the fund, timing variances, operating expenses and trading costs all affect the ability of the fund to match the performance of the index, because the index does not have to manage cash flows and does not incur any costs. Lastly, differences between the fund's portfolio and the index resulting from legal restrictions (such as diversification requirements) that apply to the fund but not to the index impact correlation between the performance of the fund and that of its index.

**Market Capitalization Risk.** Securities issued by companies of different market capitalizations tend to go in and out of favor based on market and economic conditions. In addition, there may be less trading volume in securities issued by mid- and small-cap companies than those issued by larger companies and, as a result, trading volatility may have a greater impact on the value of securities of mid- and small-cap companies. Securities issued by large-cap companies, on the other hand, may not be able to attain the high growth rates of some mid- and small-cap companies. During a period when securities of a particular market capitalization fall behind other types of investments, the fund's performance could be impacted.

**Large-Cap Company Risk.** Large-cap companies are generally more mature than smaller companies. They also may have fewer new market opportunities for their products or services, may focus resources on maintaining their market share, and may be unable to respond quickly to new competitive challenges. As a result, the securities issued by these companies may not be able to reach the same levels of growth as the securities issued by small- or mid-cap companies.

**Mid-Cap Company Risk.** Mid-cap companies may be more vulnerable to adverse business or economic events than larger, more established companies and their securities may be riskier than those issued by large-cap companies. The value of securities issued by mid-cap companies may be based in substantial part on future expectations rather than current achievements and their prices may move sharply, especially during market upturns and downturns.

**Derivatives Risk.** The fund may invest in derivative instruments. The principal types of derivatives the fund may use are futures contracts. A futures contract is an agreement to buy or sell a financial instrument at a specific price on a specific day. The fund's use of derivative instruments involves risks different from, or possibly greater than, the risks associated with investing directly in securities and other traditional investments. Certain of these risks, such as market risk, liquidity risk and leverage risk, are discussed elsewhere in this prospectus. The fund's use of derivatives is also subject to counterparty risk, lack of availability risk, valuation risk, correlation risk and tax risk. Counterparty risk is the risk that the counterparty to a derivative transaction may not fulfill its contractual obligations either because the financial condition of the counterparty declines, or because the counterparty is otherwise unable or unwilling to perform under the contract. Lack of availability risk is the risk that suitable derivative transactions may not be available in all circumstances for risk management or other purposes. Valuation risk is the risk that a particular derivative may be valued incorrectly. Correlation risk is the risk that changes in the value of the derivative may not correlate perfectly with the underlying asset, rate or index. Tax risk is the risk that the use of derivatives may cause the fund to realize higher amounts of short-term capital gains. The fund's use of derivatives could reduce the fund's performance, increase its volatility and cause the fund to lose more than the initial amount invested. The fund's use of derivatives also could create a risk of counterparty default under certain transactions, risks that the fund would need to liquidate portfolio positions when it may not be advantageous to do so in order to meet margin and payment obligations, and legal risks relating to insufficient documentation, insufficient capacity or authority of a counterparty, or legality or enforceability of a contract. Furthermore, the use of derivatives subject to regulation by the Commodity Futures Trading Commission (CFTC) could cause the fund to become a commodity pool, which would require the fund to comply with certain CFTC rules.

**Liquidity Risk.** Liquidity risk exists when particular investments may be difficult to purchase, sell or value, especially during stressed market conditions. The market for certain investments may become illiquid due to specific adverse changes in the conditions of a particular issuer or under adverse market or economic conditions independent of the issuer. In such cases, the fund, due to limitations on investments in illiquid securities and the difficulty in readily purchasing and selling such securities at favorable times or prices, may decline in value, experience lower returns and/or be unable to achieve its desired level of exposure to a certain issuer or sector. Further, transactions in illiquid securities may entail transaction costs that are higher than those for transactions in liquid securities.

**Leverage Risk.** Certain fund transactions, such as derivatives transactions, may give rise to a form of leverage and may expose the fund to greater risk. Leverage tends to magnify the effect of any decrease or increase in the value of the fund's portfolio securities which means even a small amount of leverage can have a disproportionately large impact on the fund. The use of leverage may cause the fund to liquidate portfolio positions when it would not be advantageous to do so in order to satisfy its obligations.

**Securities Lending Risk.** The fund may lend its portfolio securities to brokers, dealers, and other financial institutions provided a number of conditions are satisfied, including that the loan is fully collateralized. When the fund lends portfolio securities, its investment performance will continue to reflect changes in the value of the securities loaned, and the fund will also receive a fee or interest on the collateral. Securities lending involves the risk of loss of rights in, or delay in recovery of, the loaned securities if the borrower fails to return the security loaned or becomes insolvent. The fund will also bear the risk of any decline in value of securities acquired with cash collateral. The fund may pay lending fees to a party arranging the loan.

**Market Trading Risk.** Although fund shares are listed on national securities exchanges, there can be no assurance that an active trading market for fund shares will develop or be maintained. If an active market is not maintained, investors may find it difficult to buy or sell fund shares. Trading of shares of the fund on a national securities exchange may be halted if exchange officials deem such action appropriate, if the fund is delisted, or if the activation of marketwide "circuit breakers" halts stock trading generally. If the fund's shares are delisted, the fund may seek to list its shares on another market, merge with another ETF, or redeem its shares at NAV.

**Shares of the Fund May Trade at Prices Other Than NAV.** As with all ETFs, fund shares may be bought and sold in the secondary market at market prices. Although it is expected that the market price of the shares of the fund will approximate the fund's NAV, there may be times when the market price and the NAV vary significantly. Thus, an investor may pay more than NAV when buying shares of the fund in the secondary market, and an investor may receive less than NAV when selling those shares in the secondary market. The investment adviser cannot predict whether shares will trade above (premium), below (discount) or at NAV. The fund may have a limited number of financial institutions that may act as "Authorized Participants" or market makers. Only Authorized Participants who have entered into agreements with the fund's distributor may engage in creation or redemption transactions directly with the fund (as discussed in the "Creation and Redemption" section below). If those Authorized Participants exit the business or are unable to process creation and/or redemption orders (including in situations where Authorized Participants have limited or diminished access to capital required to post collateral), and no other Authorized Participant is able to step forward to create and redeem in either of these cases, fund shares may trade at a discount to NAV like closed-end fund shares (and may even face delisting). Similar effects may result if market makers exit the business or are unable to continue making markets in the fund's shares. Risks associated with having a limited number of Authorized Participants may be heightened for ETFs that invest in securities issued by non-U.S. issuers or other instruments that have lower trading volumes. More generally, market makers are not obligated to make a market in the fund's shares, and Authorized Participants are not obligated to submit purchase or redemption orders for Creation Units. Further, while the creation/redemption feature is designed to make it likely that shares normally will trade close to the value of the fund's holdings, disruptions to creations and redemptions, including disruptions at market makers, Authorized Participants or market participants, or during periods of significant market volatility, may result in market prices that differ significantly from the value of the fund's holdings. In addition, transactions by large shareholders may account for a large percentage of trading volume on the fund's primary listing exchange and may, therefore, have a material effect on the market price of the fund's shares.

The market price of fund shares during the trading day, like the price of any exchange-traded security, includes a "bid/ask" spread charged by the exchange specialist, market makers or other participants that trade the fund shares. The bid/ask spread on ETF shares varies over time based on the fund's trading volume and market liquidity. As a result, the bid/ask spread on ETF shares is generally larger when the shares have little trading volume or market liquidity and generally lower when the shares have high trading volume or market liquidity. In addition, in times of severe market disruption, the bid/ask spread can increase significantly. At those times, fund shares are most likely to be traded at a discount to NAV, and the discount is likely to be greatest when the price of shares is falling fastest, which may be the time that investors most want to sell shares. The investment adviser believes that, under normal market conditions, large market price discounts or premiums to NAV will not be sustained because of arbitrage opportunities. There are various methods by which investors can purchase and sell shares of the fund and various types of orders that may be placed. Investors should consult their financial intermediary before purchasing or selling shares of the fund.

## Schwab U.S. Large-Cap ETF

### Investment Objective

The fund's goal is to track as closely as possible, before fees and expenses, the total return of the Dow Jones U.S. Large-Cap Total Stock Market Index. The fund's investment objective is not fundamental and therefore may be changed by the fund's Board of Trustees without shareholder approval.

### More Information About Principal Investment Risks

The fund is subject to risks, any of which could cause an investor to lose money.

**Market Risk.** Financial markets rise and fall in response to a variety of factors, sometimes rapidly and unpredictably. Markets may be impacted by economic, political, regulatory and other conditions, including economic sanctions, tariffs, and other government actions. In addition, the occurrence of global events, such as war, terrorism, environmental disasters, natural disasters and epidemics, may also negatively affect the financial markets. These events could reduce consumer demand or economic output; result in market closures, changes in interest rates, inflation/deflation, travel restrictions or quarantines; and significantly adversely impact the economy. Governmental and quasi-governmental authorities and regulators throughout the world have in the past often responded to serious economic disruptions with a variety of significant fiscal and monetary policy changes which could have an unexpected impact on financial markets and the fund's investments. As with any investment whose performance is tied to these markets, the value of an investment in the fund will fluctuate, which means that an investor could lose money over short or long periods.

**Investment Style Risk.** The fund is an index fund. Therefore, the fund follows the securities included in the index, which may include real estate investment trusts, during upturns as well as downturns. Because of its indexing strategy, the fund does not take steps to reduce market exposure or to lessen the effects of a declining market, even though these securities may go in and out of favor based on market and economic conditions. The index does not weigh securities on the basis of investor protection, limitations or differences in the quality of financial reporting or other oversight mechanisms. Therefore, the fund will follow the securities in the index without consideration of these factors. In addition, because of the fund's expenses, the fund's performance may be below that of the index.

At times the segment of the markets represented by the index may underperform other market segments. A significant percentage of the index may be composed of securities in a single industry or sector of the economy. If the fund is focused in an industry or sector, it may present more risks than if it were broadly diversified over numerous industries and sectors of the economy.

**Index-Related Risk.** The index provider does not provide any warranty as to the timeliness, accuracy or completeness of any data relating to the index. Errors relating to the index, including index data, computations and/or construction, may occur from time to time and may not be identified by the index provider for a period of time or at all. Losses resulting from index errors may be borne by the fund and its shareholders. In addition, there can be no guarantee that the index will operate as intended during volatile market conditions or over the course of a full market cycle.

In addition, market disruptions could cause delays in the index's rebalancing schedule which may result in the index and, in turn, the fund experiencing returns different than those that would have been achieved under a normal rebalancing schedule.

**Equity Risk.** The prices of equity securities rise and fall daily. These price movements may result from factors affecting individual companies, industries or the securities market as a whole. Individual companies may report poor results or be negatively affected by industry and/or economic trends and developments. The prices of securities issued by such companies may suffer a decline in response. Governmental action, including the imposition of trade embargoes or tariffs, may also impact individual companies or markets as a whole. In addition, equity markets tend to move in cycles which may cause stock prices to fall over short or extended periods of time.

**Market Capitalization Risk.** Securities issued by companies of different market capitalizations tend to go in and out of favor based on market and economic conditions. In addition, there may be less trading volume in securities issued by mid- and small-cap companies than those issued by larger companies and, as a result, trading volatility may have a greater impact on the value of securities of mid- and small-cap companies. Securities issued by large-cap companies, on the other hand, may not be able to attain the high growth rates of some mid- and small-cap companies. During a period when securities of a particular market capitalization fall behind other types of investments, the fund's performance could be impacted.

**Large-Cap Company Risk.** Large-cap companies are generally more mature than smaller companies. They also may have fewer new market opportunities for their products or services, may focus resources on maintaining their market share, and may be unable to respond quickly to new competitive challenges. As a result, the securities issued by these companies may not be able to reach the same levels of growth as the securities issued by small- or mid-cap companies.

**Real Estate Investment Risk.** Although the fund does not invest directly in real estate, due to the composition of the index, the fund may have exposure to securities of real estate investment trusts (REITs). Equity REITs may be affected by changes in the value of the underlying properties owned by the trusts. Further, REITs are dependent upon specialized management skills and may have their investments in relatively few properties, or in a small geographic area or a single property type. REITs are also subject to heavy cash flow dependency, defaults by borrowers and self-liquidation. The value of a REIT will also rise and fall in response to the creditworthiness of the issuer. In particular, the value of these securities may be affected by changes in interest rates. In addition, REITs could possibly fail to qualify for tax free pass-through of income under the Internal Revenue Code of 1986, as amended, or to maintain their exemptions from registration under the Investment Company Act of 1940, as amended. The failure of a company to qualify as a REIT under federal tax law may have adverse consequences to the fund. The above factors may also adversely affect a borrower's or a lessee's ability to meet its obligations to the REIT. In the event of a default by a borrower or lessee, the REIT may experience delays in enforcing its rights as a mortgagee or lessor and may incur substantial costs associated with protecting its investments. In addition, REITs have their own expenses, and the fund will bear a proportionate share of those expenses. Further, dividends paid by REITs are taxed as ordinary income and generally do not qualify for the preferential rate applicable to qualified dividend income. REITs may be more volatile and/or more illiquid than other types of securities.

**Tracking Error and Correlation Risk.** As an index fund, the fund seeks to track the performance of the index, although it may not be successful in doing so. The divergence between the performance of the fund and the index, positive or negative, is called “tracking error.” Tracking error can be caused by many factors and it may be significant. For example, the fund may not invest in certain securities in the index, match the securities’ weighting to the index, or the fund may invest in securities not in the index, due to regulatory, operational, custodial or liquidity constraints; corporate transactions; asset valuations; transaction costs and timing; tax considerations; and index rebalancing, which may result in tracking error. The fund may attempt to offset the effects of not being invested in certain index securities by making substitute investments, but these efforts may not be successful. In certain circumstances, the fund may value individual securities based on fair value prices developed using methods approved by the fund’s Board of Trustees. To the extent the fund calculates its NAV based on fair value prices, the fund’s performance may diverge from that of its index. In addition, cash flows into and out of the fund, timing variances, operating expenses and trading costs all affect the ability of the fund to match the performance of the index, because the index does not have to manage cash flows and does not incur any costs. Lastly, differences between the fund’s portfolio and the index resulting from legal restrictions (such as diversification requirements) that apply to the fund but not to the index impact correlation between the performance of the fund and that of its index.

**Derivatives Risk.** The fund may invest in derivative instruments. The principal types of derivatives the fund may use are futures contracts. A futures contract is an agreement to buy or sell a financial instrument at a specific price on a specific day. The fund’s use of derivative instruments involves risks different from, or possibly greater than, the risks associated with investing directly in securities and other traditional investments. Certain of these risks, such as market risk, liquidity risk and leverage risk, are discussed elsewhere in this prospectus. The fund’s use of derivatives is also subject to counterparty risk, lack of availability risk, valuation risk, correlation risk and tax risk. Counterparty risk is the risk that the counterparty to a derivative transaction may not fulfill its contractual obligations either because the financial condition of the counterparty declines, or because the counterparty is otherwise unable or unwilling to perform under the contract. Lack of availability risk is the risk that suitable derivative transactions may not be available in all circumstances for risk management or other purposes. Valuation risk is the risk that a particular derivative may be valued incorrectly. Correlation risk is the risk that changes in the value of the derivative may not correlate perfectly with the underlying asset, rate or index. Tax risk is the risk that the use of derivatives may cause the fund to realize higher amounts of short-term capital gains. The fund’s use of derivatives could reduce the fund’s performance, increase its volatility and cause the fund to lose more than the initial amount invested. The fund’s use of derivatives also could create a risk of counterparty default under certain transactions, risks that the fund would need to liquidate portfolio positions when it may not be advantageous to do so in order to meet margin and payment obligations, and legal risks relating to insufficient documentation, insufficient capacity or authority of a counterparty, or legality or enforceability of a contract. Furthermore, the use of derivatives subject to regulation by the Commodity Futures Trading Commission (CFTC) could cause the fund to become a commodity pool, which would require the fund to comply with certain CFTC rules.

**Liquidity Risk.** Liquidity risk exists when particular investments may be difficult to purchase, sell or value, especially during stressed market conditions. The market for certain investments may become illiquid due to specific adverse changes in the conditions of a particular issuer or under adverse market or economic conditions independent of the issuer. In such cases, the fund, due to limitations on investments in illiquid securities and the difficulty in readily purchasing and selling such securities at favorable times or prices, may decline in value, experience lower returns and/or be unable to achieve its desired level of exposure to a certain issuer or sector. Further, transactions in illiquid securities may entail transaction costs that are higher than those for transactions in liquid securities.

**Leverage Risk.** Certain fund transactions, such as derivatives transactions, may give rise to a form of leverage and may expose the fund to greater risk. Leverage tends to magnify the effect of any decrease or increase in the value of the fund’s portfolio securities which means even a small amount of leverage can have a disproportionately large impact on the fund. The use of leverage may cause the fund to liquidate portfolio positions when it would not be advantageous to do so in order to satisfy its obligations.

**Securities Lending Risk.** The fund may lend its portfolio securities to brokers, dealers, and other financial institutions provided a number of conditions are satisfied, including that the loan is fully collateralized. When the fund lends portfolio securities, its investment performance will continue to reflect changes in the value of the securities loaned, and the fund will also receive a fee or interest on the collateral. Securities lending involves the risk of loss of rights in, or delay in recovery of, the loaned securities if the borrower fails to return the security loaned or becomes insolvent. The fund will also bear the risk of any decline in value of securities acquired with cash collateral. The fund may pay lending fees to a party arranging the loan.

**Market Trading Risk.** Although fund shares are listed on national securities exchanges, there can be no assurance that an active trading market for fund shares will develop or be maintained. If an active market is not maintained, investors may find it difficult to buy or sell fund shares. Trading of shares of the fund on a national securities exchange may be halted if exchange officials deem such action appropriate, if the fund is delisted, or if the activation of marketwide “circuit breakers” halts stock trading generally. If the fund’s shares are delisted, the fund may seek to list its shares on another market, merge with another ETF, or redeem its shares at NAV.

**Shares of the Fund May Trade at Prices Other Than NAV.** As with all ETFs, fund shares may be bought and sold in the secondary market at market prices. Although it is expected that the market price of the shares of the fund will approximate the fund’s NAV, there may be times when the market price and the NAV vary significantly. Thus, an investor may pay more than NAV when buying shares of the fund in the secondary

market, and an investor may receive less than NAV when selling those shares in the secondary market. The investment adviser cannot predict whether shares will trade above (premium), below (discount) or at NAV. The fund may have a limited number of financial institutions that may act as “Authorized Participants” or market makers. Only Authorized Participants who have entered into agreements with the fund’s distributor may engage in creation or redemption transactions directly with the fund (as discussed in the “Creation and Redemption” section below). If those Authorized Participants exit the business or are unable to process creation and/or redemption orders (including in situations where Authorized Participants have limited or diminished access to capital required to post collateral), and no other Authorized Participant is able to step forward to create and redeem in either of these cases, fund shares may trade at a discount to NAV like closed-end fund shares (and may even face delisting). Similar effects may result if market makers exit the business or are unable to continue making markets in the fund’s shares. Risks associated with having a limited number of Authorized Participants may be heightened for ETFs that invest in securities issued by non-U.S. issuers or other instruments that have lower trading volumes. More generally, market makers are not obligated to make a market in the fund’s shares, and Authorized Participants are not obligated to submit purchase or redemption orders for Creation Units. Further, while the creation/redemption feature is designed to make it likely that shares normally will trade close to the value of the fund’s holdings, disruptions to creations and redemptions, including disruptions at market makers, Authorized Participants or market participants, or during periods of significant market volatility, may result in market prices that differ significantly from the value of the fund’s holdings. In addition, transactions by large shareholders may account for a large percentage of trading volume on the fund’s primary listing exchange and may, therefore, have a material effect on the market price of the fund’s shares.

The market price of fund shares during the trading day, like the price of any exchange-traded security, includes a “bid/ask” spread charged by the exchange specialist, market makers or other participants that trade the fund shares. The bid/ask spread on ETF shares varies over time based on the fund’s trading volume and market liquidity. As a result, the bid/ask spread on ETF shares is generally larger when the shares have little trading volume or market liquidity and generally lower when the shares have high trading volume or market liquidity. In addition, in times of severe market disruption, the bid/ask spread can increase significantly. At those times, fund shares are most likely to be traded at a discount to NAV, and the discount is likely to be greatest when the price of shares is falling fastest, which may be the time that investors most want to sell shares. The investment adviser believes that, under normal market conditions, large market price discounts or premiums to NAV will not be sustained because of arbitrage opportunities. There are various methods by which investors can purchase and sell shares of the fund and various types of orders that may be placed. Investors should consult their financial intermediary before purchasing or selling shares of the fund.

## Schwab U.S. Large-Cap Growth ETF

### Investment Objective

The fund’s goal is to track as closely as possible, before fees and expenses, the total return of the Dow Jones U.S. Large-Cap Growth Total Stock Market Index. The fund’s investment objective is not fundamental and therefore may be changed by the fund’s Board of Trustees without shareholder approval.

### More Information About Principal Investment Risks

The fund is subject to risks, any of which could cause an investor to lose money.

**Market Risk.** Financial markets rise and fall in response to a variety of factors, sometimes rapidly and unpredictably. Markets may be impacted by economic, political, regulatory and other conditions, including economic sanctions, tariffs, and other government actions. In addition, the occurrence of global events, such as war, terrorism, environmental disasters, natural disasters and epidemics, may also negatively affect the financial markets. These events could reduce consumer demand or economic output; result in market closures, changes in interest rates, inflation/deflation, travel restrictions or quarantines; and significantly adversely impact the economy. Governmental and quasi-governmental authorities and regulators throughout the world have in the past often responded to serious economic disruptions with a variety of significant fiscal and monetary policy changes which could have an unexpected impact on financial markets and the fund’s investments. As with any investment whose performance is tied to these markets, the value of an investment in the fund will fluctuate, which means that an investor could lose money over short or long periods.

**Investment Style Risk.** The fund is an index fund. Therefore, the fund follows the securities included in the index during upturns as well as downturns. Because of its indexing strategy, the fund does not take steps to reduce market exposure or to lessen the effects of a declining market, even though these securities may go in and out of favor based on market and economic conditions. The index does not weigh securities on the basis of investor protection, limitations or differences in the quality of financial reporting or other oversight mechanisms. Therefore, the fund will follow the securities in the index without consideration of these factors. In addition, because of the fund’s expenses, the fund’s performance may be below that of the index.

At times the segment of the markets represented by the index may underperform other market segments. A significant percentage of the index may be composed of securities in a single industry or sector of the economy. If the fund is focused in an industry or sector, it may present more risks than if it were broadly diversified over numerous industries and sectors of the economy.

**Index-Related Risk.** The index provider does not provide any warranty as to the timeliness, accuracy or completeness of any data relating to the index. Errors relating to the index, including index data, computations and/or construction, may occur from time to time and may not be identified by the index provider for a period of time or at all. Losses resulting from index errors may be borne by the fund and its shareholders. In addition, there can be no guarantee that the index will operate as intended during volatile market conditions or over the course of a full market cycle.

In addition, market disruptions could cause delays in the index's rebalancing schedule which may result in the index and, in turn, the fund experiencing returns different than those that would have been achieved under a normal rebalancing schedule.

**Equity Risk.** The prices of equity securities rise and fall daily. These price movements may result from factors affecting individual companies, industries or the securities market as a whole. Individual companies may report poor results or be negatively affected by industry and/or economic trends and developments. The prices of securities issued by such companies may suffer a decline in response. Governmental action, including the imposition of trade embargoes or tariffs, may also impact individual companies or markets as a whole. In addition, equity markets tend to move in cycles which may cause stock prices to fall over short or extended periods of time.

**Market Capitalization Risk.** Securities issued by companies of different market capitalizations tend to go in and out of favor based on market and economic conditions. In addition, there may be less trading volume in securities issued by mid- and small-cap companies than those issued by larger companies and, as a result, trading volatility may have a greater impact on the value of securities of mid- and small-cap companies. Securities issued by large-cap companies, on the other hand, may not be able to attain the high growth rates of some mid- and small-cap companies. During a period when securities of a particular market capitalization fall behind other types of investments, the fund's performance could be impacted.

**Large-Cap Company Risk.** Large-cap companies are generally more mature than smaller companies. They also may have fewer new market opportunities for their products or services, may focus resources on maintaining their market share, and may be unable to respond quickly to new competitive challenges. As a result, the securities issued by these companies may not be able to reach the same levels of growth as the securities issued by small- or mid-cap companies.

**Growth Investing Risk.** The fund pursues a "growth style" of investing. Growth investing focuses on a company's prospects for growth of revenue and earnings. If a company's earnings or revenues fall short of expectations, its stock price may fall dramatically. Growth stocks also can perform differently from the market as a whole and other types of stocks and can be more volatile than other types of stocks. Since growth companies usually invest a high portion of earnings in their businesses, they may lack the dividends of value stocks that can cushion stock prices in a falling market. Growth stocks may also be more expensive relative to their earnings or assets compared to value or other stocks.

**Tracking Error and Correlation Risk.** As an index fund, the fund seeks to track the performance of the index, although it may not be successful in doing so. The divergence between the performance of the fund and the index, positive or negative, is called "tracking error." Tracking error can be caused by many factors and it may be significant. For example, the fund may not invest in certain securities in the index, match the securities' weighting to the index, or the fund may invest in securities not in the index, due to regulatory, operational, custodial or liquidity constraints; corporate transactions; asset valuations; transaction costs and timing; tax considerations; and index rebalancing, which may result in tracking error. The fund may attempt to offset the effects of not being invested in certain index securities by making substitute investments, but these efforts may not be successful. In certain circumstances, the fund may value individual securities based on fair value prices developed using methods approved by the fund's Board of Trustees. To the extent the fund calculates its NAV based on fair value prices, the fund's performance may diverge from that of its index. In addition, cash flows into and out of the fund, timing variances, operating expenses and trading costs all affect the ability of the fund to match the performance of the index, because the index does not have to manage cash flows and does not incur any costs. Lastly, differences between the fund's portfolio and the index resulting from legal restrictions (such as diversification requirements) that apply to the fund but not to the index impact correlation between the performance of the fund and that of its index.

**Derivatives Risk.** The fund may invest in derivative instruments. The principal types of derivatives the fund may use are futures contracts. A futures contract is an agreement to buy or sell a financial instrument at a specific price on a specific day. The fund's use of derivative instruments involves risks different from, or possibly greater than, the risks associated with investing directly in securities and other traditional investments. Certain of these risks, such as market risk, liquidity risk and leverage risk, are discussed elsewhere in this prospectus. The fund's use of derivatives is also subject to counterparty risk, lack of availability risk, valuation risk, correlation risk and tax risk. Counterparty risk is the risk that the counterparty to a derivative transaction may not fulfill its contractual obligations either because the financial condition of the counterparty declines, or because the counterparty is otherwise unable or unwilling to perform under the contract. Lack of availability risk is the risk that suitable derivative transactions may not be available in all circumstances for risk management or other purposes. Valuation risk is the risk that a particular derivative may be valued incorrectly. Correlation risk is the risk that changes in the value of the derivative may not correlate perfectly with the underlying asset, rate or index. Tax risk is the risk that the use of derivatives may cause the fund to realize higher amounts of short-term capital gains. The fund's use of derivatives could reduce the fund's performance, increase its volatility and cause the fund to lose more than the initial amount invested. The fund's use of derivatives also could create a risk

of counterparty default under certain transactions, risks that the fund would need to liquidate portfolio positions when it may not be advantageous to do so in order to meet margin and payment obligations, and legal risks relating to insufficient documentation, insufficient capacity or authority of a counterparty, or legality or enforceability of a contract. Furthermore, the use of derivatives subject to regulation by the Commodity Futures Trading Commission (CFTC) could cause the fund to become a commodity pool, which would require the fund to comply with certain CFTC rules.

**Liquidity Risk.** Liquidity risk exists when particular investments may be difficult to purchase, sell or value, especially during stressed market conditions. The market for certain investments may become illiquid due to specific adverse changes in the conditions of a particular issuer or under adverse market or economic conditions independent of the issuer. In such cases, the fund, due to limitations on investments in illiquid securities and the difficulty in readily purchasing and selling such securities at favorable times or prices, may decline in value, experience lower returns and/or be unable to achieve its desired level of exposure to a certain issuer or sector. Further, transactions in illiquid securities may entail transaction costs that are higher than those for transactions in liquid securities.

**Leverage Risk.** Certain fund transactions, such as derivatives transactions, may give rise to a form of leverage and may expose the fund to greater risk. Leverage tends to magnify the effect of any decrease or increase in the value of the fund's portfolio securities which means even a small amount of leverage can have a disproportionately large impact on the fund. The use of leverage may cause the fund to liquidate portfolio positions when it would not be advantageous to do so in order to satisfy its obligations.

**Securities Lending Risk.** The fund may lend its portfolio securities to brokers, dealers, and other financial institutions provided a number of conditions are satisfied, including that the loan is fully collateralized. When the fund lends portfolio securities, its investment performance will continue to reflect changes in the value of the securities loaned, and the fund will also receive a fee or interest on the collateral. Securities lending involves the risk of loss of rights in, or delay in recovery of, the loaned securities if the borrower fails to return the security loaned or becomes insolvent. The fund will also bear the risk of any decline in value of securities acquired with cash collateral. The fund may pay lending fees to a party arranging the loan.

**Market Trading Risk.** Although fund shares are listed on national securities exchanges, there can be no assurance that an active trading market for fund shares will develop or be maintained. If an active market is not maintained, investors may find it difficult to buy or sell fund shares. Trading of shares of the fund on a national securities exchange may be halted if exchange officials deem such action appropriate, if the fund is delisted, or if the activation of marketwide "circuit breakers" halts stock trading generally. If the fund's shares are delisted, the fund may seek to list its shares on another market, merge with another ETF, or redeem its shares at NAV.

**Shares of the Fund May Trade at Prices Other Than NAV.** As with all ETFs, fund shares may be bought and sold in the secondary market at market prices. Although it is expected that the market price of the shares of the fund will approximate the fund's NAV, there may be times when the market price and the NAV vary significantly. Thus, an investor may pay more than NAV when buying shares of the fund in the secondary market, and an investor may receive less than NAV when selling those shares in the secondary market. The investment adviser cannot predict whether shares will trade above (premium), below (discount) or at NAV. The fund may have a limited number of financial institutions that may act as "Authorized Participants" or market makers. Only Authorized Participants who have entered into agreements with the fund's distributor may engage in creation or redemption transactions directly with the fund (as discussed in the "Creation and Redemption" section below). If those Authorized Participants exit the business or are unable to process creation and/or redemption orders (including in situations where Authorized Participants have limited or diminished access to capital required to post collateral), and no other Authorized Participant is able to step forward to create and redeem in either of these cases, fund shares may trade at a discount to NAV like closed-end fund shares (and may even face delisting). Similar effects may result if market makers exit the business or are unable to continue making markets in the fund's shares. Risks associated with having a limited number of Authorized Participants may be heightened for ETFs that invest in securities issued by non-U.S. issuers or other instruments that have lower trading volumes. More generally, market makers are not obligated to make a market in the fund's shares, and Authorized Participants are not obligated to submit purchase or redemption orders for Creation Units. Further, while the creation/redemption feature is designed to make it likely that shares normally will trade close to the value of the fund's holdings, disruptions to creations and redemptions, including disruptions at market makers, Authorized Participants or market participants, or during periods of significant market volatility, may result in market prices that differ significantly from the value of the fund's holdings. In addition, transactions by large shareholders may account for a large percentage of trading volume on the fund's primary listing exchange and may, therefore, have a material effect on the market price of the fund's shares.

The market price of fund shares during the trading day, like the price of any exchange-traded security, includes a "bid/ask" spread charged by the exchange specialist, market makers or other participants that trade the fund shares. The bid/ask spread on ETF shares varies over time based on the fund's trading volume and market liquidity. As a result, the bid/ask spread on ETF shares is generally larger when the shares have little trading volume or market liquidity and generally lower when the shares have high trading volume or market liquidity. In addition, in times of severe market disruption, the bid/ask spread can increase significantly. At those times, fund shares are most likely to be traded at a discount to NAV, and the discount is likely to be greatest when the price of shares is falling fastest, which may be the time that investors most want to sell shares. The investment adviser believes that, under normal market conditions, large market price discounts or premiums to NAV will not be sustained because of arbitrage opportunities. There are various methods by which investors can purchase and sell shares of the fund and various types of orders that may be placed. Investors should consult their financial intermediary before purchasing or selling shares of the fund.

## Schwab U.S. Large-Cap Value ETF

### Investment Objective

The fund's goal is to track as closely as possible, before fees and expenses, the total return of the Dow Jones U.S. Large-Cap Value Total Stock Market Index. The fund's investment objective is not fundamental and therefore may be changed by the fund's Board of Trustees without shareholder approval.

### More Information About Principal Investment Risks

The fund is subject to risks, any of which could cause an investor to lose money.

**Market Risk.** Financial markets rise and fall in response to a variety of factors, sometimes rapidly and unpredictably. Markets may be impacted by economic, political, regulatory and other conditions, including economic sanctions, tariffs, and other government actions. In addition, the occurrence of global events, such as war, terrorism, environmental disasters, natural disasters and epidemics, may also negatively affect the financial markets. These events could reduce consumer demand or economic output; result in market closures, changes in interest rates, inflation/deflation, travel restrictions or quarantines; and significantly adversely impact the economy. Governmental and quasi-governmental authorities and regulators throughout the world have in the past often responded to serious economic disruptions with a variety of significant fiscal and monetary policy changes which could have an unexpected impact on financial markets and the fund's investments. As with any investment whose performance is tied to these markets, the value of an investment in the fund will fluctuate, which means that an investor could lose money over short or long periods.

**Investment Style Risk.** The fund is an index fund. Therefore, the fund follows the securities included in the index during upturns as well as downturns. Because of its indexing strategy, the fund does not take steps to reduce market exposure or to lessen the effects of a declining market, even though these securities may go in and out of favor based on market and economic conditions. The index does not weigh securities on the basis of investor protection, limitations or differences in the quality of financial reporting or other oversight mechanisms. Therefore, the fund will follow the securities in the index without consideration of these factors. In addition, because of the fund's expenses, the fund's performance may be below that of the index.

At times the segment of the markets represented by the index may underperform other market segments. A significant percentage of the index may be composed of securities in a single industry or sector of the economy. If the fund is focused in an industry or sector, it may present more risks than if it were broadly diversified over numerous industries and sectors of the economy.

**Index-Related Risk.** The index provider does not provide any warranty as to the timeliness, accuracy or completeness of any data relating to the index. Errors relating to the index, including index data, computations and/or construction, may occur from time to time and may not be identified by the index provider for a period of time or at all. Losses resulting from index errors may be borne by the fund and its shareholders. In addition, there can be no guarantee that the index will operate as intended during volatile market conditions or over the course of a full market cycle.

In addition, market disruptions could cause delays in the index's rebalancing schedule which may result in the index and, in turn, the fund experiencing returns different than those that would have been achieved under a normal rebalancing schedule.

**Equity Risk.** The prices of equity securities rise and fall daily. These price movements may result from factors affecting individual companies, industries or the securities market as a whole. Individual companies may report poor results or be negatively affected by industry and/or economic trends and developments. The prices of securities issued by such companies may suffer a decline in response. Governmental action, including the imposition of trade embargoes or tariffs, may also impact individual companies or markets as a whole. In addition, equity markets tend to move in cycles which may cause stock prices to fall over short or extended periods of time.

**Market Capitalization Risk.** Securities issued by companies of different market capitalizations tend to go in and out of favor based on market and economic conditions. In addition, there may be less trading volume in securities issued by mid- and small-cap companies than those issued by larger companies and, as a result, trading volatility may have a greater impact on the value of securities of mid- and small-cap companies. Securities issued by large-cap companies, on the other hand, may not be able to attain the high growth rates of some mid- and small-cap companies. During a period when securities of a particular market capitalization fall behind other types of investments, the fund's performance could be impacted.

**Large-Cap Company Risk.** Large-cap companies are generally more mature than smaller companies. They also may have fewer new market opportunities for their products or services, may focus resources on maintaining their market share, and may be unable to respond quickly to new competitive challenges. As a result, the securities issued by these companies may not be able to reach the same levels of growth as the securities issued by small- or mid-cap companies.

**Tracking Error and Correlation Risk.** As an index fund, the fund seeks to track the performance of the index, although it may not be successful in doing so. The divergence between the performance of the fund and the index, positive or negative, is called "tracking error." Tracking error can be caused by many factors and it may be significant. For example, the fund may not invest in certain securities in the index,

match the securities' weighting to the index, or the fund may invest in securities not in the index, due to regulatory, operational, custodial or liquidity constraints; corporate transactions; asset valuations; transaction costs and timing; tax considerations; and index rebalancing, which may result in tracking error. The fund may attempt to offset the effects of not being invested in certain index securities by making substitute investments, but these efforts may not be successful. In certain circumstances, the fund may value individual securities based on fair value prices developed using methods approved by the fund's Board of Trustees. To the extent the fund calculates its NAV based on fair value prices, the fund's performance may diverge from that of its index. In addition, cash flows into and out of the fund, timing variances, operating expenses and trading costs all affect the ability of the fund to match the performance of the index, because the index does not have to manage cash flows and does not incur any costs. Lastly, differences between the fund's portfolio and the index resulting from legal restrictions (such as diversification requirements) that apply to the fund but not to the index impact correlation between the performance of the fund and that of its index.

**Derivatives Risk.** The fund may invest in derivative instruments. The principal types of derivatives the fund may use are futures contracts. A futures contract is an agreement to buy or sell a financial instrument at a specific price on a specific day. The fund's use of derivative instruments involves risks different from, or possibly greater than, the risks associated with investing directly in securities and other traditional investments. Certain of these risks, such as market risk, liquidity risk and leverage risk, are discussed elsewhere in this prospectus. The fund's use of derivatives is also subject to counterparty risk, lack of availability risk, valuation risk, correlation risk and tax risk. Counterparty risk is the risk that the counterparty to a derivative transaction may not fulfill its contractual obligations either because the financial condition of the counterparty declines, or because the counterparty is otherwise unable or unwilling to perform under the contract. Lack of availability risk is the risk that suitable derivative transactions may not be available in all circumstances for risk management or other purposes. Valuation risk is the risk that a particular derivative may be valued incorrectly. Correlation risk is the risk that changes in the value of the derivative may not correlate perfectly with the underlying asset, rate or index. Tax risk is the risk that the use of derivatives may cause the fund to realize higher amounts of short-term capital gains. The fund's use of derivatives could reduce the fund's performance, increase its volatility and cause the fund to lose more than the initial amount invested. The fund's use of derivatives also could create a risk of counterparty default under certain transactions, risks that the fund would need to liquidate portfolio positions when it may not be advantageous to do so in order to meet margin and payment obligations, and legal risks relating to insufficient documentation, insufficient capacity or authority of a counterparty, or legality or enforceability of a contract. Furthermore, the use of derivatives subject to regulation by the Commodity Futures Trading Commission (CFTC) could cause the fund to become a commodity pool, which would require the fund to comply with certain CFTC rules.

**Liquidity Risk.** Liquidity risk exists when particular investments may be difficult to purchase, sell or value, especially during stressed market conditions. The market for certain investments may become illiquid due to specific adverse changes in the conditions of a particular issuer or under adverse market or economic conditions independent of the issuer. In such cases, the fund, due to limitations on investments in illiquid securities and the difficulty in readily purchasing and selling such securities at favorable times or prices, may decline in value, experience lower returns and/or be unable to achieve its desired level of exposure to a certain issuer or sector. Further, transactions in illiquid securities may entail transaction costs that are higher than those for transactions in liquid securities.

**Leverage Risk.** Certain fund transactions, such as derivatives transactions, may give rise to a form of leverage and may expose the fund to greater risk. Leverage tends to magnify the effect of any decrease or increase in the value of the fund's portfolio securities which means even a small amount of leverage can have a disproportionately large impact on the fund. The use of leverage may cause the fund to liquidate portfolio positions when it would not be advantageous to do so in order to satisfy its obligations.

**Securities Lending Risk.** The fund may lend its portfolio securities to brokers, dealers, and other financial institutions provided a number of conditions are satisfied, including that the loan is fully collateralized. When the fund lends portfolio securities, its investment performance will continue to reflect changes in the value of the securities loaned, and the fund will also receive a fee or interest on the collateral. Securities lending involves the risk of loss of rights in, or delay in recovery of, the loaned securities if the borrower fails to return the security loaned or becomes insolvent. The fund will also bear the risk of any decline in value of securities acquired with cash collateral. The fund may pay lending fees to a party arranging the loan.

**Market Trading Risk.** Although fund shares are listed on national securities exchanges, there can be no assurance that an active trading market for fund shares will develop or be maintained. If an active market is not maintained, investors may find it difficult to buy or sell fund shares. Trading of shares of the fund on a national securities exchange may be halted if exchange officials deem such action appropriate, if the fund is delisted, or if the activation of marketwide "circuit breakers" halts stock trading generally. If the fund's shares are delisted, the fund may seek to list its shares on another market, merge with another ETF, or redeem its shares at NAV.

**Shares of the Fund May Trade at Prices Other Than NAV.** As with all ETFs, fund shares may be bought and sold in the secondary market at market prices. Although it is expected that the market price of the shares of the fund will approximate the fund's NAV, there may be times when the market price and the NAV vary significantly. Thus, an investor may pay more than NAV when buying shares of the fund in the secondary market, and an investor may receive less than NAV when selling those shares in the secondary market. The investment adviser cannot predict whether shares will trade above (premium), below (discount) or at NAV. The fund may have a limited number of financial institutions that may act as "Authorized Participants" or market makers. Only Authorized Participants who have entered into agreements with the

fund's distributor may engage in creation or redemption transactions directly with the fund (as discussed in the "Creation and Redemption" section below). If those Authorized Participants exit the business or are unable to process creation and/or redemption orders (including in situations where Authorized Participants have limited or diminished access to capital required to post collateral), and no other Authorized Participant is able to step forward to create and redeem in either of these cases, fund shares may trade at a discount to NAV like closed-end fund shares (and may even face delisting). Similar effects may result if market makers exit the business or are unable to continue making markets in the fund's shares. Risks associated with having a limited number of Authorized Participants may be heightened for ETFs that invest in securities issued by non-U.S. issuers or other instruments that have lower trading volumes. More generally, market makers are not obligated to make a market in the fund's shares, and Authorized Participants are not obligated to submit purchase or redemption orders for Creation Units. Further, while the creation/redemption feature is designed to make it likely that shares normally will trade close to the value of the fund's holdings, disruptions to creations and redemptions, including disruptions at market makers, Authorized Participants or market participants, or during periods of significant market volatility, may result in market prices that differ significantly from the value of the fund's holdings. In addition, transactions by large shareholders may account for a large percentage of trading volume on the fund's primary listing exchange and may, therefore, have a material effect on the market price of the fund's shares.

The market price of fund shares during the trading day, like the price of any exchange-traded security, includes a "bid/ask" spread charged by the exchange specialist, market makers or other participants that trade the fund shares. The bid/ask spread on ETF shares varies over time based on the fund's trading volume and market liquidity. As a result, the bid/ask spread on ETF shares is generally larger when the shares have little trading volume or market liquidity and generally lower when the shares have high trading volume or market liquidity. In addition, in times of severe market disruption, the bid/ask spread can increase significantly. At those times, fund shares are most likely to be traded at a discount to NAV, and the discount is likely to be greatest when the price of shares is falling fastest, which may be the time that investors most want to sell shares. The investment adviser believes that, under normal market conditions, large market price discounts or premiums to NAV will not be sustained because of arbitrage opportunities. There are various methods by which investors can purchase and sell shares of the fund and various types of orders that may be placed. Investors should consult their financial intermediary before purchasing or selling shares of the fund.

## Schwab U.S. Mid-Cap ETF

### Investment Objective

The fund's goal is to track as closely as possible, before fees and expenses, the total return of the Dow Jones U.S. Mid-Cap Total Stock Market Index. The fund's investment objective is not fundamental and therefore may be changed by the fund's Board of Trustees without shareholder approval.

### More Information About Principal Investment Risks

The fund is subject to risks, any of which could cause an investor to lose money.

**Market Risk.** Financial markets rise and fall in response to a variety of factors, sometimes rapidly and unpredictably. Markets may be impacted by economic, political, regulatory and other conditions, including economic sanctions, tariffs, and other government actions. In addition, the occurrence of global events, such as war, terrorism, environmental disasters, natural disasters and epidemics, may also negatively affect the financial markets. These events could reduce consumer demand or economic output; result in market closures, changes in interest rates, inflation/deflation, travel restrictions or quarantines; and significantly adversely impact the economy. Governmental and quasi-governmental authorities and regulators throughout the world have in the past often responded to serious economic disruptions with a variety of significant fiscal and monetary policy changes which could have an unexpected impact on financial markets and the fund's investments. As with any investment whose performance is tied to these markets, the value of an investment in the fund will fluctuate, which means that an investor could lose money over short or long periods.

**Investment Style Risk.** The fund is an index fund. Therefore, the fund follows the securities included in the index, which may include real estate investment trusts, during upturns as well as downturns. Because of its indexing strategy, the fund does not take steps to reduce market exposure or to lessen the effects of a declining market, even though these securities may go in and out of favor based on market and economic conditions. The index does not weigh securities on the basis of investor protection, limitations or differences in the quality of financial reporting or other oversight mechanisms. Therefore, the fund will follow the securities in the index without consideration of these factors. In addition, because of the fund's expenses, the fund's performance may be below that of the index.

At times the segment of the markets represented by the index may underperform other market segments. A significant percentage of the index may be composed of securities in a single industry or sector of the economy. If the fund is focused in an industry or sector, it may present more risks than if it were broadly diversified over numerous industries and sectors of the economy.

**Index-Related Risk.** The index provider does not provide any warranty as to the timeliness, accuracy or completeness of any data relating to the index. Errors relating to the index, including index data, computations and/or construction, may occur from time to time and may not

be identified by the index provider for a period of time or at all. Losses resulting from index errors may be borne by the fund and its shareholders. In addition, there can be no guarantee that the index will operate as intended during volatile market conditions or over the course of a full market cycle.

In addition, market disruptions could cause delays in the index's rebalancing schedule which may result in the index and, in turn, the fund experiencing returns different than those that would have been achieved under a normal rebalancing schedule.

**Equity Risk.** The prices of equity securities rise and fall daily. These price movements may result from factors affecting individual companies, industries or the securities market as a whole. Individual companies may report poor results or be negatively affected by industry and/or economic trends and developments. The prices of securities issued by such companies may suffer a decline in response. In addition, equity markets tend to move in cycles which may cause stock prices to fall over short or extended periods of time.

**Market Capitalization Risk.** Securities issued by companies of different market capitalizations tend to go in and out of favor based on market and economic conditions. In addition, there may be less trading volume in securities issued by mid- and small-cap companies than those issued by larger companies and, as a result, trading volatility may have a greater impact on the value of securities of mid- and small-cap companies. Securities issued by large-cap companies, on the other hand, may not be able to attain the high growth rates of some mid- and small-cap companies. During a period when securities of a particular market capitalization fall behind other types of investments, the fund's performance could be impacted.

**Mid-Cap Company Risk.** Mid-cap companies may be more vulnerable to adverse business or economic events than larger, more established companies and their securities may be riskier than those issued by large-cap companies. The value of securities issued by mid-cap companies may be based in substantial part on future expectations rather than current achievements and their prices may move sharply, especially during market upturns and downturns.

**Real Estate Investment Risk.** Although the fund does not invest directly in real estate, due to the composition of the index, the fund may have exposure to securities of real estate investment trusts (REITs). Equity REITs may be affected by changes in the value of the underlying properties owned by the trusts. Further, REITs are dependent upon specialized management skills and may have their investments in relatively few properties, or in a small geographic area or a single property type. REITs are also subject to heavy cash flow dependency, defaults by borrowers and self-liquidation. The value of a REIT will also rise and fall in response to the creditworthiness of the issuer. In particular, the value of these securities may be affected by changes in interest rates. In addition, REITs could possibly fail to qualify for tax free pass-through of income under the Internal Revenue Code of 1986, as amended, or to maintain their exemptions from registration under the Investment Company Act of 1940, as amended. The failure of a company to qualify as a REIT under federal tax law may have adverse consequences to the fund. The above factors may also adversely affect a borrower's or a lessee's ability to meet its obligations to the REIT. In the event of a default by a borrower or lessee, the REIT may experience delays in enforcing its rights as a mortgagee or lessor and may incur substantial costs associated with protecting its investments. In addition, REITs have their own expenses, and the fund will bear a proportionate share of those expenses. Further, dividends paid by REITs are taxed as ordinary income and generally do not qualify for the preferential rate applicable to qualified dividend income. REITs may be more volatile and/or more illiquid than other types of securities.

**Tracking Error and Correlation Risk.** As an index fund, the fund seeks to track the performance of the index, although it may not be successful in doing so. The divergence between the performance of the fund and the index, positive or negative, is called "tracking error." Tracking error can be caused by many factors and it may be significant. For example, the fund may not invest in certain securities in the index, match the securities' weighting to the index, or the fund may invest in securities not in the index, due to regulatory, operational, custodial or liquidity constraints; corporate transactions; asset valuations; transaction costs and timing; tax considerations; and index rebalancing, which may result in tracking error. The fund may attempt to offset the effects of not being invested in certain index securities by making substitute investments, but these efforts may not be successful. In certain circumstances, the fund may value individual securities based on fair value prices developed using methods approved by the fund's Board of Trustees. To the extent the fund calculates its NAV based on fair value prices, the fund's performance may diverge from that of its index. In addition, cash flows into and out of the fund, timing variances, operating expenses and trading costs all affect the ability of the fund to match the performance of the index, because the index does not have to manage cash flows and does not incur any costs. Lastly, differences between the fund's portfolio and the index resulting from legal restrictions (such as diversification requirements) that apply to the fund but not to the index impact correlation between the performance of the fund and that of its index.

**Derivatives Risk.** The fund may invest in derivative instruments. The principal types of derivatives the fund may use are futures contracts. A futures contract is an agreement to buy or sell a financial instrument at a specific price on a specific day. The fund's use of derivative instruments involves risks different from, or possibly greater than, the risks associated with investing directly in securities and other traditional investments. Certain of these risks, such as market risk, liquidity risk and leverage risk, are discussed elsewhere in this prospectus. The fund's use of derivatives is also subject to counterparty risk, lack of availability risk, valuation risk, correlation risk and tax risk. Counterparty risk is the risk that the counterparty to a derivative transaction may not fulfill its contractual obligations either because the financial condition of the counterparty declines, or because the counterparty is otherwise unable or unwilling to perform under the contract. Lack of availability risk is the risk that suitable derivative transactions may not be available in all circumstances for risk management or other

purposes. Valuation risk is the risk that a particular derivative may be valued incorrectly. Correlation risk is the risk that changes in the value of the derivative may not correlate perfectly with the underlying asset, rate or index. Tax risk is the risk that the use of derivatives may cause the fund to realize higher amounts of short-term capital gains. The fund's use of derivatives could reduce the fund's performance, increase its volatility and cause the fund to lose more than the initial amount invested. The fund's use of derivatives also could create a risk of counterparty default under certain transactions, risks that the fund would need to liquidate portfolio positions when it may not be advantageous to do so in order to meet margin and payment obligations, and legal risks relating to insufficient documentation, insufficient capacity or authority of a counterparty, or legality or enforceability of a contract. Furthermore, the use of derivatives subject to regulation by the Commodity Futures Trading Commission (CFTC) could cause the fund to become a commodity pool, which would require the fund to comply with certain CFTC rules.

**Liquidity Risk.** Liquidity risk exists when particular investments may be difficult to purchase, sell or value, especially during stressed market conditions. The market for certain investments may become illiquid due to specific adverse changes in the conditions of a particular issuer or under adverse market or economic conditions independent of the issuer. In such cases, the fund, due to limitations on investments in illiquid securities and the difficulty in readily purchasing and selling such securities at favorable times or prices, may decline in value, experience lower returns and/or be unable to achieve its desired level of exposure to a certain issuer or sector. Further, transactions in illiquid securities may entail transaction costs that are higher than those for transactions in liquid securities.

**Leverage Risk.** Certain fund transactions, such as derivatives transactions, may give rise to a form of leverage and may expose the fund to greater risk. Leverage tends to magnify the effect of any decrease or increase in the value of the fund's portfolio securities which means even a small amount of leverage can have a disproportionately large impact on the fund. The use of leverage may cause the fund to liquidate portfolio positions when it would not be advantageous to do so in order to satisfy its obligations.

**Securities Lending Risk.** The fund may lend its portfolio securities to brokers, dealers, and other financial institutions provided a number of conditions are satisfied, including that the loan is fully collateralized. When the fund lends portfolio securities, its investment performance will continue to reflect changes in the value of the securities loaned, and the fund will also receive a fee or interest on the collateral. Securities lending involves the risk of loss of rights in, or delay in recovery of, the loaned securities if the borrower fails to return the security loaned or becomes insolvent. The fund will also bear the risk of any decline in value of securities acquired with cash collateral. The fund may pay lending fees to a party arranging the loan.

**Market Trading Risk.** Although fund shares are listed on national securities exchanges, there can be no assurance that an active trading market for fund shares will develop or be maintained. If an active market is not maintained, investors may find it difficult to buy or sell fund shares. Trading of shares of the fund on a national securities exchange may be halted if exchange officials deem such action appropriate, if the fund is delisted, or if the activation of marketwide "circuit breakers" halts stock trading generally. If the fund's shares are delisted, the fund may seek to list its shares on another market, merge with another ETF, or redeem its shares at NAV.

**Shares of the Fund May Trade at Prices Other Than NAV.** As with all ETFs, fund shares may be bought and sold in the secondary market at market prices. Although it is expected that the market price of the shares of the fund will approximate the fund's NAV, there may be times when the market price and the NAV vary significantly. Thus, an investor may pay more than NAV when buying shares of the fund in the secondary market, and an investor may receive less than NAV when selling those shares in the secondary market. The investment adviser cannot predict whether shares will trade above (premium), below (discount) or at NAV. The fund may have a limited number of financial institutions that may act as "Authorized Participants" or market makers. Only Authorized Participants who have entered into agreements with the fund's distributor may engage in creation or redemption transactions directly with the fund (as discussed in the "Creation and Redemption" section below). If those Authorized Participants exit the business or are unable to process creation and/or redemption orders (including in situations where Authorized Participants have limited or diminished access to capital required to post collateral), and no other Authorized Participant is able to step forward to create and redeem in either of these cases, fund shares may trade at a discount to NAV like closed-end fund shares (and may even face delisting). Similar effects may result if market makers exit the business or are unable to continue making markets in the fund's shares. Risks associated with having a limited number of Authorized Participants may be heightened for ETFs that invest in securities issued by non-U.S. issuers or other instruments that have lower trading volumes. More generally, market makers are not obligated to make a market in the fund's shares, and Authorized Participants are not obligated to submit purchase or redemption orders for Creation Units. Further, while the creation/redemption feature is designed to make it likely that shares normally will trade close to the value of the fund's holdings, disruptions to creations and redemptions, including disruptions at market makers, Authorized Participants or market participants, or during periods of significant market volatility, may result in market prices that differ significantly from the value of the fund's holdings. In addition, transactions by large shareholders may account for a large percentage of trading volume on the fund's primary listing exchange and may, therefore, have a material effect on the market price of the fund's shares.

The market price of fund shares during the trading day, like the price of any exchange-traded security, includes a "bid/ask" spread charged by the exchange specialist, market makers or other participants that trade the fund shares. The bid/ask spread on ETF shares varies over time based on the fund's trading volume and market liquidity. As a result, the bid/ask spread on ETF shares is generally larger when the shares have little trading volume or market liquidity and generally lower when the shares have high trading volume or market liquidity. In addition, in times of severe market disruption, the bid/ask spread can increase significantly. At those times, fund shares are most likely to be traded

at a discount to NAV, and the discount is likely to be greatest when the price of shares is falling fastest, which may be the time that investors most want to sell shares. The investment adviser believes that, under normal market conditions, large market price discounts or premiums to NAV will not be sustained because of arbitrage opportunities. There are various methods by which investors can purchase and sell shares of the fund and various types of orders that may be placed. Investors should consult their financial intermediary before purchasing or selling shares of the fund.

## Schwab U.S. Small-Cap ETF

### Investment Objective

The fund's goal is to track as closely as possible, before fees and expenses, the total return of the Dow Jones U.S. Small-Cap Total Stock Market Index. The fund's investment objective is not fundamental and therefore may be changed by the fund's Board of Trustees without shareholder approval.

### More Information About Principal Investment Risks

The fund is subject to risks, any of which could cause an investor to lose money.

**Market Risk.** Financial markets rise and fall in response to a variety of factors, sometimes rapidly and unpredictably. Markets may be impacted by economic, political, regulatory and other conditions, including economic sanctions, tariffs, and other government actions. In addition, the occurrence of global events, such as war, terrorism, environmental disasters, natural disasters and epidemics, may also negatively affect the financial markets. These events could reduce consumer demand or economic output; result in market closures, changes in interest rates, inflation/deflation, travel restrictions or quarantines; and significantly adversely impact the economy. Governmental and quasi-governmental authorities and regulators throughout the world have in the past often responded to serious economic disruptions with a variety of significant fiscal and monetary policy changes which could have an unexpected impact on financial markets and the fund's investments. As with any investment whose performance is tied to these markets, the value of an investment in the fund will fluctuate, which means that an investor could lose money over short or long periods.

**Investment Style Risk.** The fund is an index fund. Therefore, the fund follows the securities included in the index, which may include real estate investment trusts, during upturns as well as downturns. Because of its indexing strategy, the fund does not take steps to reduce market exposure or to lessen the effects of a declining market, even though these securities may go in and out of favor based on market and economic conditions. The index does not weigh securities on the basis of investor protection, limitations or differences in the quality of financial reporting or other oversight mechanisms. Therefore, the fund will follow the securities in the index without consideration of these factors. In addition, because of the fund's expenses, the fund's performance may be below that of the index.

At times the segment of the markets represented by the index may underperform other market segments. A significant percentage of the index may be composed of securities in a single industry or sector of the economy. If the fund is focused in an industry or sector, it may present more risks than if it were broadly diversified over numerous industries and sectors of the economy.

**Index-Related Risk.** The index provider does not provide any warranty as to the timeliness, accuracy or completeness of any data relating to the index. Errors relating to the index, including index data, computations and/or construction, may occur from time to time and may not be identified by the index provider for a period of time or at all. Losses resulting from index errors may be borne by the fund and its shareholders. In addition, there can be no guarantee that the index will operate as intended during volatile market conditions or over the course of a full market cycle.

In addition, market disruptions could cause delays in the index's rebalancing schedule which may result in the index and, in turn, the fund experiencing returns different than those that would have been achieved under a normal rebalancing schedule.

**Equity Risk.** The prices of equity securities rise and fall daily. These price movements may result from factors affecting individual companies, industries or the securities market as a whole. Individual companies may report poor results or be negatively affected by industry and/or economic trends and developments. The prices of securities issued by such companies may suffer a decline in response. Governmental action, including the imposition of trade embargoes or tariffs, may also impact individual companies or markets as a whole. In addition, equity markets tend to move in cycles which may cause stock prices to fall over short or extended periods of time.

**Market Capitalization Risk.** Securities issued by companies of different market capitalizations tend to go in and out of favor based on market and economic conditions. In addition, there may be less trading volume in securities issued by mid- and small-cap companies than those issued by larger companies and, as a result, trading volatility may have a greater impact on the value of securities of mid- and small-cap companies. Securities issued by large-cap companies, on the other hand, may not be able to attain the high growth rates of some mid- and small-cap companies. During a period when securities of a particular market capitalization fall behind other types of investments, the fund's performance could be impacted.

**Small-Cap Company Risk.** Small-cap companies may be more vulnerable to adverse business or economic events than larger, more established companies and their securities may be riskier than those issued by larger companies. The value of securities issued by small-cap companies may be based in substantial part on future expectations rather than current achievements and their prices may move sharply,

especially during market upturns and downturns. In addition, small-cap companies may have limited financial resources, management experience, product lines and markets, and their securities may trade less frequently and in more limited volumes than the securities of larger companies. Further, small-cap companies may have less publicly available information and such information may be inaccurate or incomplete.

**Real Estate Investment Risk.** Although the fund does not invest directly in real estate, due to the composition of the index, the fund may have exposure to securities of real estate investment trusts (REITs). Equity REITs may be affected by changes in the value of the underlying properties owned by the trusts. Further, REITs are dependent upon specialized management skills and may have their investments in relatively few properties, or in a small geographic area or a single property type. REITs are also subject to heavy cash flow dependency, defaults by borrowers and self-liquidation. The value of a REIT will also rise and fall in response to the creditworthiness of the issuer. In particular, the value of these securities may be affected by changes in interest rates. In addition, REITs could possibly fail to qualify for tax free pass-through of income under the Internal Revenue Code of 1986, as amended, or to maintain their exemptions from registration under the Investment Company Act of 1940, as amended. The failure of a company to qualify as a REIT under federal tax law may have adverse consequences to the fund. The above factors may also adversely affect a borrower's or a lessee's ability to meet its obligations to the REIT. In the event of a default by a borrower or lessee, the REIT may experience delays in enforcing its rights as a mortgagee or lessor and may incur substantial costs associated with protecting its investments. In addition, REITs have their own expenses, and the fund will bear a proportionate share of those expenses. Further, dividends paid by REITs are taxed as ordinary income and generally do not qualify for the preferential rate applicable to qualified dividend income. REITs may be more volatile and/or more illiquid than other types of securities.

**Tracking Error and Correlation Risk.** As an index fund, the fund seeks to track the performance of the index, although it may not be successful in doing so. The divergence between the performance of the fund and the index, positive or negative, is called "tracking error." Tracking error can be caused by many factors and it may be significant. For example, the fund may not invest in certain securities in the index, match the securities' weighting to the index, or the fund may invest in securities not in the index, due to regulatory, operational, custodial or liquidity constraints; corporate transactions; asset valuations; transaction costs and timing; tax considerations; and index rebalancing, which may result in tracking error. The fund may attempt to offset the effects of not being invested in certain index securities by making substitute investments, but these efforts may not be successful. In certain circumstances, the fund may value individual securities based on fair value prices developed using methods approved by the fund's Board of Trustees. To the extent the fund calculates its NAV based on fair value prices, the fund's performance may diverge from that of its index. In addition, cash flows into and out of the fund, timing variances, operating expenses and trading costs all affect the ability of the fund to match the performance of the index, because the index does not have to manage cash flows and does not incur any costs. Lastly, differences between the fund's portfolio and the index resulting from legal restrictions (such as diversification requirements) that apply to the fund but not to the index impact correlation between the performance of the fund and that of its index.

**Derivatives Risk.** The fund may invest in derivative instruments. The principal types of derivatives the fund may use are futures contracts. A futures contract is an agreement to buy or sell a financial instrument at a specific price on a specific day. The fund's use of derivative instruments involves risks different from, or possibly greater than, the risks associated with investing directly in securities and other traditional investments. Certain of these risks, such as market risk, liquidity risk and leverage risk, are discussed elsewhere in this prospectus. The fund's use of derivatives is also subject to counterparty risk, lack of availability risk, valuation risk, correlation risk and tax risk. Counterparty risk is the risk that the counterparty to a derivative transaction may not fulfill its contractual obligations either because the financial condition of the counterparty declines, or because the counterparty is otherwise unable or unwilling to perform under the contract. Lack of availability risk is the risk that suitable derivative transactions may not be available in all circumstances for risk management or other purposes. Valuation risk is the risk that a particular derivative may be valued incorrectly. Correlation risk is the risk that changes in the value of the derivative may not correlate perfectly with the underlying asset, rate or index. Tax risk is the risk that the use of derivatives may cause the fund to realize higher amounts of short-term capital gains. The fund's use of derivatives could reduce the fund's performance, increase its volatility and cause the fund to lose more than the initial amount invested. The fund's use of derivatives also could create a risk of counterparty default under certain transactions, risks that the fund would need to liquidate portfolio positions when it may not be advantageous to do so in order to meet margin and payment obligations, and legal risks relating to insufficient documentation, insufficient capacity or authority of a counterparty, or legality or enforceability of a contract. Furthermore, the use of derivatives subject to regulation by the Commodity Futures Trading Commission (CFTC) could cause the fund to become a commodity pool, which would require the fund to comply with certain CFTC rules.

**Liquidity Risk.** Liquidity risk exists when particular investments may be difficult to purchase, sell or value, especially during stressed market conditions. The market for certain investments may become illiquid due to specific adverse changes in the conditions of a particular issuer or under adverse market or economic conditions independent of the issuer. In such cases, the fund, due to limitations on investments in illiquid securities and the difficulty in readily purchasing and selling such securities at favorable times or prices, may decline in value, experience lower returns and/or be unable to achieve its desired level of exposure to a certain issuer or sector. Further, transactions in illiquid securities may entail transaction costs that are higher than those for transactions in liquid securities.

**Leverage Risk.** Certain fund transactions, such as derivatives transactions, may give rise to a form of leverage and may expose the fund to greater risk. Leverage tends to magnify the effect of any decrease or increase in the value of the fund's portfolio securities which means even

a small amount of leverage can have a disproportionately large impact on the fund. The use of leverage may cause the fund to liquidate portfolio positions when it would not be advantageous to do so in order to satisfy its obligations.

**Securities Lending Risk.** The fund may lend its portfolio securities to brokers, dealers, and other financial institutions provided a number of conditions are satisfied, including that the loan is fully collateralized. When the fund lends portfolio securities, its investment performance will continue to reflect changes in the value of the securities loaned, and the fund will also receive a fee or interest on the collateral. Securities lending involves the risk of loss of rights in, or delay in recovery of, the loaned securities if the borrower fails to return the security loaned or becomes insolvent. The fund will also bear the risk of any decline in value of securities acquired with cash collateral. The fund may pay lending fees to a party arranging the loan.

**Market Trading Risk.** Although fund shares are listed on national securities exchanges, there can be no assurance that an active trading market for fund shares will develop or be maintained. If an active market is not maintained, investors may find it difficult to buy or sell fund shares. Trading of shares of the fund on a national securities exchange may be halted if exchange officials deem such action appropriate, if the fund is delisted, or if the activation of marketwide “circuit breakers” halts stock trading generally. If the fund’s shares are delisted, the fund may seek to list its shares on another market, merge with another ETF, or redeem its shares at NAV.

**Shares of the Fund May Trade at Prices Other Than NAV.** As with all ETFs, fund shares may be bought and sold in the secondary market at market prices. Although it is expected that the market price of the shares of the fund will approximate the fund’s NAV, there may be times when the market price and the NAV vary significantly. Thus, an investor may pay more than NAV when buying shares of the fund in the secondary market, and an investor may receive less than NAV when selling those shares in the secondary market. The investment adviser cannot predict whether shares will trade above (premium), below (discount) or at NAV. The fund may have a limited number of financial institutions that may act as “Authorized Participants” or market makers. Only Authorized Participants who have entered into agreements with the fund’s distributor may engage in creation or redemption transactions directly with the fund (as discussed in the “Creation and Redemption” section below). If those Authorized Participants exit the business or are unable to process creation and/or redemption orders (including in situations where Authorized Participants have limited or diminished access to capital required to post collateral), and no other Authorized Participant is able to step forward to create and redeem in either of these cases, fund shares may trade at a discount to NAV like closed-end fund shares (and may even face delisting). Similar effects may result if market makers exit the business or are unable to continue making markets in the fund’s shares. Risks associated with having a limited number of Authorized Participants may be heightened for ETFs that invest in securities issued by non-U.S. issuers or other instruments that have lower trading volumes. More generally, market makers are not obligated to make a market in the fund’s shares, and Authorized Participants are not obligated to submit purchase or redemption orders for Creation Units. Further, while the creation/redemption feature is designed to make it likely that shares normally will trade close to the value of the fund’s holdings, disruptions to creations and redemptions, including disruptions at market makers, Authorized Participants or market participants, or during periods of significant market volatility, may result in market prices that differ significantly from the value of the fund’s holdings. In addition, transactions by large shareholders may account for a large percentage of trading volume on the fund’s primary listing exchange and may, therefore, have a material effect on the market price of the fund’s shares.

The market price of fund shares during the trading day, like the price of any exchange-traded security, includes a “bid/ask” spread charged by the exchange specialist, market makers or other participants that trade the fund shares. The bid/ask spread on ETF shares varies over time based on the fund’s trading volume and market liquidity. As a result, the bid/ask spread on ETF shares is generally larger when the shares have little trading volume or market liquidity and generally lower when the shares have high trading volume or market liquidity. In addition, in times of severe market disruption, the bid/ask spread can increase significantly. At those times, fund shares are most likely to be traded at a discount to NAV, and the discount is likely to be greatest when the price of shares is falling fastest, which may be the time that investors most want to sell shares. The investment adviser believes that, under normal market conditions, large market price discounts or premiums to NAV will not be sustained because of arbitrage opportunities. There are various methods by which investors can purchase and sell shares of the fund and various types of orders that may be placed. Investors should consult their financial intermediary before purchasing or selling shares of the fund.

## Schwab U.S. Dividend Equity ETF

### Investment Objective

The fund’s goal is to track as closely as possible, before fees and expenses, the total return of the Dow Jones U.S. Dividend 100 Index. The fund’s investment objective is not fundamental and therefore may be changed by the fund’s Board of Trustees without shareholder approval.

### More Information About Principal Investment Risks

The fund is subject to risks, any of which could cause an investor to lose money.

**Market Risk.** Financial markets rise and fall in response to a variety of factors, sometimes rapidly and unpredictably. Markets may be impacted by economic, political, regulatory and other conditions, including economic sanctions, tariffs, and other government actions. In addition, the occurrence of global events, such as war, terrorism, environmental disasters, natural disasters and epidemics, may also

negatively affect the financial markets. These events could reduce consumer demand or economic output; result in market closures, changes in interest rates, inflation/deflation, travel restrictions or quarantines; and significantly adversely impact the economy. Governmental and quasi-governmental authorities and regulators throughout the world have in the past often responded to serious economic disruptions with a variety of significant fiscal and monetary policy changes which could have an unexpected impact on financial markets and the fund's investments. As with any investment whose performance is tied to these markets, the value of an investment in the fund will fluctuate, which means that an investor could lose money over short or long periods.

**Investment Style Risk.** The fund primarily invests in dividend paying stocks. As a result, fund performance will correlate with the performance of the dividend paying stock segment of the stock market, and the fund may underperform funds that do not limit their investments to dividend paying stocks. If stocks held by the fund reduce or stop paying dividends, the fund's ability to generate income may be affected.

The fund is an index fund. Therefore, the fund follows the securities included in the index during upturns as well as downturns. Because of its indexing strategy, the fund does not take steps to reduce market exposure or to lessen the effects of a declining market, even though these securities may go in and out of favor based on market and economic conditions. In addition, because of the fund's expenses, the fund's performance may be below that of the index.

At times the segment of the markets represented by the index may underperform other market segments. A significant percentage of the index may be composed of securities in a single industry or sector of the economy. If the fund is focused in an industry or sector, it may present more risks than if it were broadly diversified over numerous industries and sectors of the economy. Because of the way the index is composed, the index may perform differently or worse than an index that is based solely on market capitalization.

**Index-Related Risk.** The index provider does not provide any warranty as to the timeliness, accuracy or completeness of any data relating to the index. Errors relating to the index, including index data, computations and/or construction, may occur from time to time and may not be identified by the index provider for a period of time or at all. Losses resulting from index errors may be borne by the fund and its shareholders. In addition, there can be no guarantee that the index will operate as intended during volatile market conditions or over the course of a full market cycle.

In addition, market disruptions could cause delays in the index's rebalancing schedule which may result in the index and, in turn, the fund experiencing returns different than those that would have been achieved under a normal rebalancing schedule.

**Equity Risk.** The prices of equity securities rise and fall daily. These price movements may result from factors affecting individual companies, industries or the securities market as a whole. Individual companies may report poor results or be negatively affected by industry and/or economic trends and developments. The prices of securities issued by such companies may suffer a decline in response. Governmental action, including the imposition of trade embargoes or tariffs, may also impact individual companies or markets as a whole. In addition, equity markets tend to move in cycles which may cause stock prices to fall over short or extended periods of time.

**Market Capitalization Risk.** Securities issued by companies of different market capitalizations tend to go in and out of favor based on market and economic conditions. In addition, there may be less trading volume in securities issued by mid- and small-cap companies than those issued by larger companies and, as a result, trading volatility may have a greater impact on the value of securities of mid- and small-cap companies. Securities issued by large-cap companies, on the other hand, may not be able to attain the high growth rates of some mid- and small-cap companies. During a period when securities of a particular market capitalization fall behind other types of investments, the fund's performance could be impacted.

**Large-Cap Company Risk.** Large-cap companies are generally more mature than smaller companies. They also may have fewer new market opportunities for their products or services, may focus resources on maintaining their market share, and may be unable to respond quickly to new competitive challenges. As a result, the securities issued by these companies may not be able to reach the same levels of growth as the securities issued by small- or mid-cap companies.

**Mid-Cap Company Risk.** Mid-cap companies may be more vulnerable to adverse business or economic events than larger, more established companies and their securities may be riskier than those issued by large-cap companies. The value of securities issued by mid-cap companies may be based in substantial part on future expectations rather than current achievements and their prices may move sharply, especially during market upturns and downturns.

**Small-Cap Company Risk.** Small-cap companies may be more vulnerable to adverse business or economic events than larger, more established companies and their securities may be riskier than those issued by larger companies. The value of securities issued by small-cap companies may be based in substantial part on future expectations rather than current achievements and their prices may move sharply, especially during market upturns and downturns. In addition, small-cap companies may have limited financial resources, management experience, product lines and markets, and their securities may trade less frequently and in more limited volumes than the securities of larger companies. Further, small-cap companies may have less publicly available information and such information may be inaccurate or incomplete.

**Tracking Error and Correlation Risk.** As an index fund, the fund seeks to track the performance of the index, although it may not be successful in doing so. The divergence between the performance of the fund and the index, positive or negative, is called “tracking error.” Tracking error can be caused by many factors and it may be significant. For example, the fund may not invest in certain securities in the index, match the securities’ weighting to the index, or the fund may invest in securities not in the index, due to regulatory, operational, custodial or liquidity constraints; corporate transactions; asset valuations; transaction costs and timing; tax considerations; and index rebalancing, which may result in tracking error. The fund may attempt to offset the effects of not being invested in certain index securities by making substitute investments, but these efforts may not be successful. In certain circumstances, the fund may value individual securities based on fair value prices developed using methods approved by the fund’s Board of Trustees. To the extent the fund calculates its NAV based on fair value prices, the fund’s performance may diverge from that of its index. In addition, cash flows into and out of the fund, timing variances, operating expenses and trading costs all affect the ability of the fund to match the performance of the index, because the index does not have to manage cash flows and does not incur any costs. Lastly, differences between the fund’s portfolio and the index resulting from legal restrictions (such as diversification requirements) that apply to the fund but not to the index impact correlation between the performance of the fund and that of its index.

**Derivatives Risk.** The fund may invest in derivative instruments. The principal types of derivatives the fund may use are futures contracts. A futures contract is an agreement to buy or sell a financial instrument at a specific price on a specific day. The fund’s use of derivative instruments involves risks different from, or possibly greater than, the risks associated with investing directly in securities and other traditional investments. Certain of these risks, such as market risk, liquidity risk and leverage risk, are discussed elsewhere in this prospectus. The fund’s use of derivatives is also subject to counterparty risk, lack of availability risk, valuation risk, correlation risk and tax risk. Counterparty risk is the risk that the counterparty to a derivative transaction may not fulfill its contractual obligations either because the financial condition of the counterparty declines, or because the counterparty is otherwise unable or unwilling to perform under the contract. Lack of availability risk is the risk that suitable derivative transactions may not be available in all circumstances for risk management or other purposes. Valuation risk is the risk that a particular derivative may be valued incorrectly. Correlation risk is the risk that changes in the value of the derivative may not correlate perfectly with the underlying asset, rate or index. Tax risk is the risk that the use of derivatives may cause the fund to realize higher amounts of short-term capital gains. The fund’s use of derivatives could reduce the fund’s performance, increase its volatility and cause the fund to lose more than the initial amount invested. The fund’s use of derivatives also could create a risk of counterparty default under certain transactions, risks that the fund would need to liquidate portfolio positions when it may not be advantageous to do so in order to meet margin and payment obligations, and legal risks relating to insufficient documentation, insufficient capacity or authority of a counterparty, or legality or enforceability of a contract. Furthermore, the use of derivatives subject to regulation by the Commodity Futures Trading Commission (CFTC) could cause the fund to become a commodity pool, which would require the fund to comply with certain CFTC rules.

**Liquidity Risk.** Liquidity risk exists when particular investments may be difficult to purchase, sell or value, especially during stressed market conditions. The market for certain investments may become illiquid due to specific adverse changes in the conditions of a particular issuer or under adverse market or economic conditions independent of the issuer. In such cases, the fund, due to limitations on investments in illiquid securities and the difficulty in readily purchasing and selling such securities at favorable times or prices, may decline in value, experience lower returns and/or be unable to achieve its desired level of exposure to a certain issuer or sector. Further, transactions in illiquid securities may entail transaction costs that are higher than those for transactions in liquid securities.

**Leverage Risk.** Certain fund transactions, such as derivatives transactions, may give rise to a form of leverage and may expose the fund to greater risk. Leverage tends to magnify the effect of any decrease or increase in the value of the fund’s portfolio securities which means even a small amount of leverage can have a disproportionately large impact on the fund. The use of leverage may cause the fund to liquidate portfolio positions when it would not be advantageous to do so in order to satisfy its obligations.

**Securities Lending Risk.** The fund may lend its portfolio securities to brokers, dealers, and other financial institutions provided a number of conditions are satisfied, including that the loan is fully collateralized. When the fund lends portfolio securities, its investment performance will continue to reflect changes in the value of the securities loaned, and the fund will also receive a fee or interest on the collateral. Securities lending involves the risk of loss of rights in, or delay in recovery of, the loaned securities if the borrower fails to return the security loaned or becomes insolvent. The fund will also bear the risk of any decline in value of securities acquired with cash collateral. The fund may pay lending fees to a party arranging the loan.

**Market Trading Risk.** Although fund shares are listed on national securities exchanges, there can be no assurance that an active trading market for fund shares will develop or be maintained. If an active market is not maintained, investors may find it difficult to buy or sell fund shares. Trading of shares of the fund on a national securities exchange may be halted if exchange officials deem such action appropriate, if the fund is delisted, or if the activation of marketwide “circuit breakers” halts stock trading generally. If the fund’s shares are delisted, the fund may seek to list its shares on another market, merge with another ETF, or redeem its shares at NAV.

**Shares of the Fund May Trade at Prices Other Than NAV.** As with all ETFs, fund shares may be bought and sold in the secondary market at market prices. Although it is expected that the market price of the shares of the fund will approximate the fund’s NAV, there may be times when the market price and the NAV vary significantly. Thus, an investor may pay more than NAV when buying shares of the fund in the secondary

market, and an investor may receive less than NAV when selling those shares in the secondary market. The investment adviser cannot predict whether shares will trade above (premium), below (discount) or at NAV. The fund may have a limited number of financial institutions that may act as “Authorized Participants” or market makers. Only Authorized Participants who have entered into agreements with the fund’s distributor may engage in creation or redemption transactions directly with the fund (as discussed in the “Creation and Redemption” section below). If those Authorized Participants exit the business or are unable to process creation and/or redemption orders (including in situations where Authorized Participants have limited or diminished access to capital required to post collateral), and no other Authorized Participant is able to step forward to create and redeem in either of these cases, fund shares may trade at a discount to NAV like closed-end fund shares (and may even face delisting). Similar effects may result if market makers exit the business or are unable to continue making markets in the fund’s shares. Risks associated with having a limited number of Authorized Participants may be heightened for ETFs that invest in securities issued by non-U.S. issuers or other instruments that have lower trading volumes. More generally, market makers are not obligated to make a market in the fund’s shares, and Authorized Participants are not obligated to submit purchase or redemption orders for Creation Units. Further, while the creation/redemption feature is designed to make it likely that shares normally will trade close to the value of the fund’s holdings, disruptions to creations and redemptions, including disruptions at market makers, Authorized Participants or market participants, or during periods of significant market volatility, may result in market prices that differ significantly from the value of the fund’s holdings. In addition, transactions by large shareholders may account for a large percentage of trading volume on the fund’s primary listing exchange and may, therefore, have a material effect on the market price of the fund’s shares.

The market price of fund shares during the trading day, like the price of any exchange-traded security, includes a “bid/ask” spread charged by the exchange specialist, market makers or other participants that trade the fund shares. The bid/ask spread on ETF shares varies over time based on the fund’s trading volume and market liquidity. As a result, the bid/ask spread on ETF shares is generally larger when the shares have little trading volume or market liquidity and generally lower when the shares have high trading volume or market liquidity. In addition, in times of severe market disruption, the bid/ask spread can increase significantly. At those times, fund shares are most likely to be traded at a discount to NAV, and the discount is likely to be greatest when the price of shares is falling fastest, which may be the time that investors most want to sell shares. The investment adviser believes that, under normal market conditions, large market price discounts or premiums to NAV will not be sustained because of arbitrage opportunities. There are various methods by which investors can purchase and sell shares of the fund and various types of orders that may be placed. Investors should consult their financial intermediary before purchasing or selling shares of the fund.

## Portfolio Holdings

---

A description of the funds’ policies and procedures with respect to the disclosure of a fund’s portfolio securities is available in the SAI.

# Financial Highlights

This section provides further details about each fund's financial history for the past five years. Certain information reflects financial results for a single fund share. "Total return" shows the percentage that an investor in a fund would have earned or lost during a given period, assuming all distributions were reinvested. The information has been audited by the funds' independent registered public accounting firm, Deloitte & Touche LLP (Deloitte). Deloitte's full report is included in each fund's annual holdings and financial statements, which are included in each fund's Form N-CSR (see back cover).

## Schwab U.S. Broad Market ETF

	9/1/24- 8/31/25 <sup>(1)</sup>	9/1/23- 8/31/24 <sup>(1)</sup>	9/1/22- 8/31/23 <sup>(1)</sup>	9/1/21- 8/31/22 <sup>(1)(2)</sup>	9/1/20- 8/31/21 <sup>(1)(2)</sup>
<b>Per-Share Data</b>					
Net asset value at beginning of period	\$ 21.79	\$ 17.51	\$ 15.49	\$ 18.19	\$ 13.88
Income (loss) from investment operations:					
Net investment income (loss) <sup>(3)</sup>	0.29	0.27	0.26	0.24	0.22
Net realized and unrealized gains (losses)	3.13	4.28	2.01	(2.70)	4.33
Total from investment operations	3.42	4.55	2.27	(2.46)	4.55
Less distributions:					
Distributions from net investment income	(0.29)	(0.27)	(0.25)	(0.24)	(0.24)
Net asset value at end of period	\$ 24.92	\$ 21.79	\$ 17.51	\$ 15.49	\$ 18.19
Total return	15.83%	26.21%	14.88%	(13.64%)	33.23%

## Ratios/Supplemental Data

Ratios to average net assets:					
Total expenses	0.03%	0.03%	0.03% <sup>(4)</sup>	0.03% <sup>(4)</sup>	0.03%
Net investment income (loss)	1.26%	1.39%	1.62%	1.38%	1.42%
Portfolio turnover rate <sup>(5)</sup>	3%	3%	4%	4%	4%
Net assets, end of period (x 1,000,000)	\$36,127	\$30,661	\$23,455	\$20,360	\$22,368

<sup>(1)</sup> Per-Share Data has been retroactively adjusted to reflect a 3-for-1 share split effective after the close of U.S. markets on October 10, 2024.

<sup>(2)</sup> Per-Share Data has been retroactively adjusted to reflect a 2-for-1 share split effective after market close on March 10, 2022.

<sup>(3)</sup> Calculated based on the average shares outstanding during the period.

<sup>(4)</sup> Ratio includes less than 0.005% of non-routine proxy expenses.

<sup>(5)</sup> Portfolio turnover rate excludes securities received or delivered from processing of in-kind creations or redemptions.

## Schwab 1000 Index ETF

	9/1/24– 8/31/25 <sup>(1)</sup>	9/1/23– 8/31/24 <sup>(1)</sup>	9/1/22– 8/31/23 <sup>(1)</sup>	9/1/21– 8/31/22 <sup>(1)</sup>	9/1/20– 8/31/21 <sup>(1)</sup>
<b>Per-Share Data</b>					
Net asset value at beginning of period	\$27.15	\$21.74	\$19.15	\$ 22.41	\$17.25
Income (loss) from investment operations:					
Net investment income (loss) <sup>(2)</sup>	0.35	0.33	0.32	0.29	0.28
Net realized and unrealized gains (losses)	4.00	5.41	2.58	(3.26)	5.17
Total from investment operations	4.35	5.74	2.90	(2.97)	5.45
Less distributions:					
Distributions from net investment income	(0.35)	(0.33)	(0.31)	(0.29)	(0.29)
Net asset value at end of period	\$31.15	\$27.15	\$21.74	\$ 19.15	\$22.41
Total return	16.14%	26.68%	15.31%	(13.36%)	31.95%

### Ratios/Supplemental Data

Ratios to average net assets:					
Total expenses	0.04% <sup>(3)</sup>	0.05%	0.05%	0.05% <sup>(4)</sup>	0.05%
Net investment income (loss)	1.24%	1.37%	1.61%	1.36%	1.43%
Portfolio turnover rate <sup>(5)</sup>	3%	3%	4%	4%	5%
Net assets, end of period (x 1,000,000)	\$4,504	\$3,736	\$2,939	\$ 2,235	\$2,090

<sup>(1)</sup> Per-Share Data has been retroactively adjusted to reflect a 2-for-1 share split effective after the close of U.S. markets on October 10, 2024.

<sup>(2)</sup> Calculated based on the average shares outstanding during the period.

<sup>(3)</sup> Effective June 10, 2025, the annual operating expense ratio was reduced to 0.03%. The ratio presented for the period ended August 31, 2025, is a blended ratio.

<sup>(4)</sup> Ratio includes less than 0.005% of non-routine proxy expenses.

<sup>(5)</sup> Portfolio turnover rate excludes securities received or delivered from processing of in-kind creations or redemptions.

## Schwab U.S. Large-Cap ETF

	9/1/24- 8/31/25 <sup>(1)</sup>	9/1/23- 8/31/24 <sup>(1)</sup>	9/1/22- 8/31/23 <sup>(1)</sup>	9/1/21- 8/31/22 <sup>(1)(2)</sup>	9/1/20- 8/31/21 <sup>(1)(2)</sup>
<b>Per-Share Data</b>					
Net asset value at beginning of period	\$ 22.22	\$ 17.75	\$ 15.61	\$ 18.24	\$ 14.05
Income (loss) from investment operations:					
Net investment income (loss) <sup>(3)</sup>	0.29	0.27	0.26	0.24	0.23
Net realized and unrealized gains (losses)	3.32	4.47	2.14	(2.63)	4.20
Total from investment operations	3.61	4.74	2.40	(2.39)	4.43
Less distributions:					
Distributions from net investment income	(0.29)	(0.27)	(0.26)	(0.24)	(0.24)
Net asset value at end of period	\$ 25.54	\$ 22.22	\$ 17.75	\$ 15.61	\$ 18.24
Total return	16.37%	26.95%	15.61%	(13.22%)	32.05%

### Ratios/Supplemental Data

Ratios to average net assets:					
Total expenses	0.03%	0.03%	0.03% <sup>(4)</sup>	0.03% <sup>(4)</sup>	0.03%
Net investment income (loss)	1.24%	1.39%	1.63%	1.39%	1.45%
Portfolio turnover rate <sup>(5)</sup>	3%	3%	4%	4%	4%
Net assets, end of period (x 1,000,000)	\$59,047	\$44,971	\$34,018	\$28,911	\$33,035

<sup>(1)</sup> Per-Share Data has been retroactively adjusted to reflect a 3-for-1 share split effective after the close of U.S. markets on October 10, 2024.

<sup>(2)</sup> Per-Share Data has been retroactively adjusted to reflect a 2-for-1 share split effective after market close on March 10, 2022.

<sup>(3)</sup> Calculated based on the average shares outstanding during the period.

<sup>(4)</sup> Ratio includes less than 0.005% of non-routine proxy expenses.

<sup>(5)</sup> Portfolio turnover rate excludes securities received or delivered from processing of in-kind creations or redemptions.

## Schwab U.S. Large-Cap Growth ETF

	9/1/24- 8/31/25 <sup>(1)</sup>	9/1/23- 8/31/24 <sup>(1)</sup>	9/1/22- 8/31/23 <sup>(1)</sup>	9/1/21- 8/31/22 <sup>(1)(2)</sup>	9/1/20- 8/31/21 <sup>(1)(2)</sup>
<b>Per-Share Data</b>					
Net asset value at beginning of period	\$ 25.41	\$ 19.21	\$ 15.52	\$ 19.59	\$ 15.02
Income (loss) from investment operations:					
Net investment income (loss) <sup>(3)</sup>	0.12	0.11	0.09	0.07	0.09
Net realized and unrealized gains (losses)	5.10	6.20	3.69	(4.05)	4.56
Total from investment operations	5.22	6.31	3.78	(3.98)	4.65
Less distributions:					
Distributions from net investment income	(0.11)	(0.11)	(0.09)	(0.09)	(0.08)
Net asset value at end of period	\$ 30.52	\$ 25.41	\$ 19.21	\$ 15.52	\$ 19.59
Total return	20.60%	32.95%	24.41%	(20.37%)	31.06%

### Ratios/Supplemental Data

Ratios to average net assets:					
Total expenses	0.04%	0.04%	0.04% <sup>(4)</sup>	0.04% <sup>(4)</sup>	0.04%
Net investment income (loss)	0.43%	0.49%	0.54%	0.41%	0.55%
Portfolio turnover rate <sup>(5)</sup>	27%	3%	9%	6%	12%
Net assets, end of period (x 1,000,000)	\$48,075	\$31,741	\$19,818	\$14,493	\$16,563

<sup>(1)</sup> Per-Share Data has been retroactively adjusted to reflect a 4-for-1 share split effective after the close of U.S. markets on October 10, 2024.

<sup>(2)</sup> Per-Share Data has been retroactively adjusted to reflect a 2-for-1 share split effective after market close on March 10, 2022.

<sup>(3)</sup> Calculated based on the average shares outstanding during the period.

<sup>(4)</sup> Ratio includes less than 0.005% of non-routine proxy expenses.

<sup>(5)</sup> Portfolio turnover rate excludes securities received or delivered from processing of in-kind creations or redemptions.

## Schwab U.S. Large-Cap Value ETF

	9/1/24– 8/31/25 <sup>(1)</sup>	9/1/23– 8/31/24 <sup>(1)</sup>	9/1/22– 8/31/23 <sup>(1)</sup>	9/1/21– 8/31/22 <sup>(1)</sup>	9/1/20– 8/31/21 <sup>(1)</sup>
<b>Per-Share Data</b>					
Net asset value at beginning of period	\$ 26.51	\$ 22.54	\$21.49	\$23.56	\$17.97
Income (loss) from investment operations:					
Net investment income (loss) <sup>(2)</sup>	0.60	0.57	0.56	0.50	0.46
Net realized and unrealized gains (losses)	2.23	3.98	1.04	(2.08)	5.69
Total from investment operations	2.83	4.55	1.60	(1.58)	6.15
Less distributions:					
Distributions from net investment income	(0.60)	(0.58)	(0.55)	(0.49)	(0.56)
Net asset value at end of period	\$ 28.74	\$ 26.51	\$22.54	\$21.49	\$23.56
Total return	10.84%	20.56%	7.60%	(6.78%)	34.95%

### Ratios/Supplemental Data

Ratios to average net assets:					
Total expenses	0.04%	0.04%	0.04% <sup>(3)</sup>	0.04% <sup>(3)</sup>	0.04%
Net investment income (loss)	2.22%	2.40%	2.57%	2.19%	2.22%
Portfolio turnover rate <sup>(4)</sup>	7%	6%	7%	8%	23%
Net assets, end of period (x 1,000,000)	\$13,216	\$11,695	\$9,824	\$9,497	\$9,927

<sup>(1)</sup> Per-Share Data has been retroactively adjusted to reflect a 3-for-1 share split effective after the close of U.S. markets on October 10, 2024.

<sup>(2)</sup> Calculated based on the average shares outstanding during the period.

<sup>(3)</sup> Ratio includes less than 0.005% of non-routine proxy expenses.

<sup>(4)</sup> Portfolio turnover rate excludes securities received or delivered from processing of in-kind creations or redemptions.

## Schwab U.S. Mid-Cap ETF

	9/1/24– 8/31/25 <sup>(1)</sup>	9/1/23– 8/31/24 <sup>(1)</sup>	9/1/22– 8/31/23 <sup>(1)</sup>	9/1/21– 8/31/22 <sup>(1)</sup>	9/1/20– 8/31/21 <sup>(1)</sup>
<b>Per-Share Data</b>					
Net asset value at beginning of period	\$ 27.23	\$ 23.91	\$22.43	\$ 26.67	\$19.15
Income (loss) from investment operations:					
Net investment income (loss) <sup>(2)</sup>	0.40	0.38	0.39	0.35	0.31
Net realized and unrealized gains (losses)	2.26	3.31	1.48	(4.22)	7.48
Total from investment operations	2.66	3.69	1.87	(3.87)	7.79
Less distributions:					
Distributions from net investment income	(0.40)	(0.37)	(0.39)	(0.37)	(0.27)
Net asset value at end of period	\$ 29.49	\$ 27.23	\$23.91	\$ 22.43	\$26.67
Total return	9.89%	15.63%	8.45%	(14.62%)	40.98%

### Ratios/Supplemental Data

Ratios to average net assets:					
Total expenses	0.04%	0.04%	0.04% <sup>(3)</sup>	0.04% <sup>(3)</sup>	0.04%
Net investment income (loss)	1.43%	1.53%	1.71%	1.43%	1.31%
Portfolio turnover rate <sup>(4)</sup>	17%	13%	18%	16%	23%
Net assets, end of period (x 1,000,000)	\$12,110	\$11,521	\$9,976	\$ 9,195	\$9,986

<sup>(1)</sup> Per-Share Data has been retroactively adjusted to reflect a 3-for-1 share split effective after the close of U.S. markets on October 10, 2024.

<sup>(2)</sup> Calculated based on the average shares outstanding during the period.

<sup>(3)</sup> Ratio includes less than 0.005% of non-routine proxy expenses.

<sup>(4)</sup> Portfolio turnover rate excludes securities received or delivered from processing of in-kind creations or redemptions.

## Schwab U.S. Small-Cap ETF

	9/1/24- 8/31/25 <sup>(1)</sup>	9/1/23- 8/31/24 <sup>(1)</sup>	9/1/22- 8/31/23 <sup>(1)</sup>	9/1/21- 8/31/22 <sup>(1)(2)</sup>	9/1/20- 8/31/21 <sup>(1)(2)</sup>
<b>Per-Share Data</b>					
Net asset value at beginning of period	\$ 25.56	\$ 22.11	\$ 21.04	\$ 25.93	\$ 17.81
Income (loss) from investment operations:					
Net investment income (loss) <sup>(3)</sup>	0.33	0.32	0.33	0.28	0.28
Net realized and unrealized gains (losses)	1.83	3.46	1.05	(4.86)	8.10
Total from investment operations	2.16	3.78	1.38	(4.58)	8.38
Less distributions:					
Distributions from net investment income	(0.40)	(0.33)	(0.31)	(0.31)	(0.26)
Net asset value at end of period	\$ 27.32	\$ 25.56	\$ 22.11	\$ 21.04	\$ 25.93
Total return	8.54%	17.29%	6.69%	(17.78%)	47.33%

### Ratios/Supplemental Data

Ratios to average net assets:					
Total expenses	0.04%	0.04%	0.04% <sup>(4)</sup>	0.04% <sup>(4)</sup>	0.04%
Net investment income (loss)	1.30%	1.38%	1.55%	1.20%	1.18%
Portfolio turnover rate <sup>(5)</sup>	11%	11%	9%	15%	15%
Net assets, end of period (x 1,000,000)	\$18,618	\$17,910	\$14,481	\$13,539	\$16,622

<sup>(1)</sup> Per-Share Data has been retroactively adjusted to reflect a 2-for-1 share split effective after the close of U.S. markets on October 10, 2024.

<sup>(2)</sup> Per-Share Data has been retroactively adjusted to reflect a 2-for-1 share split effective after market close on March 10, 2022.

<sup>(3)</sup> Calculated based on the average shares outstanding during the period.

<sup>(4)</sup> Ratio includes less than 0.005% of non-routine proxy expenses.

<sup>(5)</sup> Portfolio turnover rate excludes securities received or delivered from processing of in-kind creations or redemptions.

## Schwab U.S. Dividend Equity ETF

	9/1/24- 8/31/25 <sup>(1)</sup>	9/1/23- 8/31/24 <sup>(1)</sup>	9/1/22- 8/31/23 <sup>(1)</sup>	9/1/21- 8/31/22 <sup>(1)</sup>	9/1/20- 8/31/21 <sup>(1)</sup>
<b>Per-Share Data</b>					
Net asset value at beginning of period	\$ 28.17	\$ 24.85	\$ 24.13	\$ 25.89	\$ 19.10
Income (loss) from investment operations:					
Net investment income (loss) <sup>(2)</sup>	1.03	0.96	0.91	0.84	0.76
Net realized and unrealized gains (losses)	(0.24)	3.30	0.68	(1.79)	6.76
Total from investment operations	0.79	4.26	1.59	(0.95)	7.52
Less distributions:					
Distributions from net investment income	(1.03)	(0.94)	(0.87)	(0.81)	(0.73)
Net asset value at end of period	\$ 27.93	\$ 28.17	\$ 24.85	\$ 24.13	\$ 25.89
Total return	2.90%	17.71%	6.75%	(3.74%)	40.15%

### Ratios/Supplemental Data

Ratios to average net assets:					
Total expenses	0.06%	0.06%	0.06% <sup>(3)</sup>	0.06% <sup>(3)</sup>	0.06%
Net investment income (loss)	3.77%	3.78%	3.74%	3.31%	3.27%
Portfolio turnover rate <sup>(4)</sup>	30%	29%	28%	14%	46%
Net assets, end of period (x 1,000,000)	\$72,622	\$60,686	\$49,611	\$37,095	\$27,955

<sup>(1)</sup> Per-Share Data has been retroactively adjusted to reflect a 3-for-1 share split effective after the close of U.S. markets on October 10, 2024.

<sup>(2)</sup> Calculated based on the average shares outstanding during the period.

<sup>(3)</sup> Ratio includes less than 0.005% of non-routine proxy expenses.

<sup>(4)</sup> Portfolio turnover rate excludes securities received or delivered from processing of in-kind creations or redemptions.

# Fund Management

---

The investment adviser for the funds is Charles Schwab Investment Management, Inc., dba Schwab Asset Management, 9800 Schwab Way, Lone Tree, CO 80124. The investment adviser was founded in 1989 and as of October 31, 2025, managed approximately \$1.5 trillion in assets.

The investment adviser oversees the asset management and administration of the funds. As compensation for these services, the investment adviser receives a management fee from each fund. For the 12 months ended August 31, 2025, these fees were 0.03% for the Schwab U.S. Broad Market ETF, 0.04% for Schwab 1000 Index ETF, 0.03% for the Schwab U.S. Large-Cap ETF, 0.04% for the Schwab U.S. Large-Cap Growth ETF, 0.04% for the Schwab U.S. Large-Cap Value ETF, 0.04% for the Schwab U.S. Mid-Cap ETF, 0.04% for Schwab U.S. Small-Cap ETF and 0.06% for Schwab U.S. Dividend Equity ETF. These figures, which are expressed as a percentage of each fund's average daily net assets, represent the actual amounts paid. Effective June 10, 2025, as compensation for these services, the investment adviser receives a management fee of 0.03% of the average daily net assets of the Schwab 1000 Index ETF. Prior to June 10, 2025, as compensation for these services, the investment adviser received a management fee of 0.05% of the average daily net assets of the Schwab 1000 Index ETF.

Pursuant to the Amended and Restated Advisory Agreement between the investment adviser and Schwab Strategic Trust (the Trust), on behalf of each fund, the investment adviser pays the operating expenses of each fund, excluding taxes, any brokerage expenses, and extraordinary or non-routine expenses.

A discussion regarding the basis for the Board of Trustees' approval of each fund's Amended and Restated Advisory Agreement is available in the funds' 2025 annual holdings and financial statements, which are included in each fund's Form N-CSR and covers the period from September 1, 2024 through August 31, 2025.

**Christopher Bliss, CFA**, Managing Director and Head of Equity Index Strategies for Schwab Asset Management. Mr. Bliss is responsible for overseeing the portfolio management for equity index Schwab Funds and Schwab ETFs, and Schwab Personalized Indexing® separately managed accounts. Before joining Schwab in 2016, Mr. Bliss spent 12 years at BlackRock (formerly Barclays Global Investors) managing and leading institutional index teams, most recently as a managing director and the head of the Americas institutional index team. In this role, Mr. Bliss was responsible for overseeing a team of portfolio managers managing domestic, developed international and emerging markets index strategies. Prior to BlackRock, he worked as an equity analyst and portfolio manager for Harris Bretall and before that, as a research analyst for JP Morgan.

**Jeremy Brown, CFA**, Senior Portfolio Manager for Schwab Asset Management, is responsible for the day-to-day co-management of the funds. Prior to joining Schwab in 2017, Mr. Brown spent six years with ALPS Advisors, Inc. in Denver, most recently as a senior analyst on the ETF portfolio management and research team where he performed portfolio management, trading and analytics/research functions for ALPS ETFs and passive funds. Additionally, Mr. Brown led a number of investment research, commentary, industry trend analysis and sales and marketing support initiatives.

**Ferian Juwono, CFA**, Senior Portfolio Manager for Schwab Asset Management, is responsible for the oversight and day-to-day co-management of the funds. Prior to joining Schwab in 2010, Mr. Juwono worked at BlackRock (formerly Barclays Global Investors) for five years, most recently as a portfolio manager of equity index funds for institutional clients, and then as a senior business analyst. Prior to that, Mr. Juwono was a senior financial analyst with Union Bank of California.

**Agnes Zau, CFA**, Portfolio Manager for Schwab Asset Management, is responsible for the day-to-day co-management of the funds. Prior to joining Schwab in 2018, Ms. Zau was at BlackRock for three years, most recently as a multi-asset portfolio investment consultant where she advised institutional clients on asset allocation and strategy, constructed risk decomposition and portfolio optimization, and conducted scenario analyses for the core multi-asset target risk strategies. She spent the preceding three years as a derivatives specialist at Mellon Capital.

Additional information about the portfolio managers' compensation, other accounts managed by the portfolio managers and the portfolio managers' ownership of securities in each fund is available in the SAI.

**Distributor.** The funds' Distributor is SEI Investments Distribution Co. The Distributor, located at 1 Freedom Valley Drive, Oaks, PA 19456, is a broker-dealer registered with the SEC. The Distributor distributes Creation Units for the funds and does not maintain a secondary market in shares of the funds.

# Investing in the Funds

---

On the following pages, you will find information on buying and selling shares. Most investors will invest in the funds by placing orders through their brokerage account at Charles Schwab & Co., Inc. (Schwab) or an account with another broker/dealer or other intermediary. Authorized Participants (as defined in “Purchase and Redemption of Creation Units,” below) may invest directly in the funds by placing orders for Creation Units through the funds’ transfer agent, State Street Bank and Trust Company (direct orders). Helpful information on taxes is included as well.

The funds generally are not registered for sale in jurisdictions outside the United States and are intended for purchase by persons residing in the United States. A person is considered resident in the United States if at the time of the investment (i) the account has an address of record in the United States or a U.S. territory (including APO/FPO/DPO) and (ii) all account owners are resident in the United States or a U.S. territory and have a valid U.S. taxpayer identification number. If an existing account is updated to reflect a non-U.S. address, the account may be restricted from making additional investments.

Shares of the funds trade on national securities exchanges and elsewhere during the trading day and can be bought and sold throughout the trading day like other shares of publicly traded securities. When buying or selling shares through a broker most investors will incur customary brokerage commissions and charges. In addition, you may incur the cost of the “spread” – that is, any difference between the bid price (the highest price a buyer is willing to pay for a share of a fund) and the ask price (the lowest price a seller is willing to accept for a share of a fund).

## Shares of the funds trade under the following trading symbols:

Schwab U.S. Broad Market ETF	SCHB
Schwab 1000 Index ETF	SCHK
Schwab U.S. Large-Cap ETF	SCHX
Schwab U.S. Large-Cap Growth ETF	SCHG
Schwab U.S. Large-Cap Value ETF	SCHV
Schwab U.S. Mid-Cap ETF	SCHM
Schwab U.S. Small-Cap ETF	SCHA
Schwab U.S. Dividend Equity ETF	SCHD

Shares of the funds may be acquired or redeemed directly from the funds only in Creation Units or multiples thereof, as discussed in the “Creation and Redemption” section below. Once created, shares of the funds trade in the secondary market in amounts less than a Creation Unit. The funds do not impose any minimum investment for shares of the funds purchased on an exchange or in the secondary market. Except when aggregated in Creation Units, shares are not redeemable by the funds.

## Share Trading Prices

---

As with other types of securities, the trading prices of shares in the secondary market can be affected by market forces such as supply and demand, economic conditions and other factors. The price you pay or receive when you buy or sell your shares in the secondary market may be more (a premium) or less (a discount) than the NAV of such shares.

### Premium/Discount Information

Information showing the number of days the market price of each fund’s shares was greater than the fund’s NAV per share (i.e., at a premium) and the number of days it was less than the fund’s NAV per share (i.e., at a discount), for various time periods, is available by visiting the funds’ website [www.schwabassetmanagement.com](http://www.schwabassetmanagement.com).

## Determination of Net Asset Value

---

The NAV of a fund’s shares is calculated as of the close of regular trading on the New York Stock Exchange (NYSE), generally 4:00 p.m. Eastern Time, on each day the NYSE is open for trading (each, a Business Day). NAV per share is calculated by dividing a fund’s net assets by the number of the fund’s shares outstanding. If the NYSE is closed due to weather or other extenuating circumstances on a day it would typically be open for business, or the NYSE has an unscheduled early closing on a day it has opened for business, the funds reserve the right to treat such day as a Business Day and accept purchase and redemption orders and calculate their respective NAVs as of the normally scheduled close of regular trading on the NYSE for that day.

The funds' portfolio securities are valued using market quotations or official closing prices if they are readily available. In cases where market quotations are not readily available or the investment adviser deems them unreliable, the funds' portfolio securities are valued based on fair values developed following procedures approved by the funds' Board of Trustees. The Board of Trustees has designated the investment adviser as the valuation designee (Valuation Designee) for the funds to perform the fair value determination relating to all fund investments.

The funds' Board of Trustees has approved procedures to fair value the funds' securities when market prices are not "readily available" or are unreliable. For example, the funds may fair value a security when a security is de-listed or its trading is halted or suspended; when a security's primary pricing source is unable or unwilling to provide a price; when a security's primary trading market is closed during regular market hours; or when a security's value is materially affected by events occurring after the close of the security's primary trading market. By fair valuing securities whose prices may have been affected by events occurring after the close of trading, the funds seek to establish prices that investors might expect to realize upon the current sales of these securities. The Valuation Designee's policies and procedures, which govern the selection and application of methodologies for determining the fair value of fund investments, seek to ensure that the prices at which the funds' shares are purchased and redeemed are fair and do not result in dilution of shareholder interest or other harm to shareholders. Generally, when fair valuing a security, the Valuation Designee will take into account all reasonably available information that may be relevant to a particular valuation including, but not limited to, fundamental analytical data regarding the issuer, information relating to the issuer's business, recent trades or offers of the security, general and specific market conditions and the specific facts giving rise to the need to fair value the security. The Valuation Designee makes fair value determinations in good faith and in accordance with the fair value procedures approved by the Board of Trustees. Due to the subjective and variable nature of fair value pricing, there can be no assurance that the funds could obtain the fair value assigned to the security upon the sale of such security.

Transactions in fund shares will be priced at NAV only if you purchase or redeem shares directly from the funds in Creation Units. Fund shares that are purchased or sold on the secondary market will be effected at prevailing market prices, which may be higher or lower than NAV, and may be subject to brokerage commissions and charges. As described below, purchases and redemptions of Creation Units will be priced at the NAV next determined after receipt of the purchase or redemption order.

## Purchase and Redemption of Creation Units

---

### Creation and Redemption

The shares that trade in the secondary market are "created" at NAV. The funds issue and redeem shares only in Creation Units, which are large blocks of shares. Only institutional investors who have entered into an authorized participant agreement (known as Authorized Participants) may purchase or redeem Creation Units. Creation Units generally are issued and redeemed in exchange for a specified basket of securities and/or a designated amount of cash. Each Business Day, prior to the opening of trading, the funds publish the specific securities and designated amount of cash included in that day's basket for the funds through the National Securities Clearing Corporation (NSCC) or other method of public dissemination. The funds reserve the right to accept or pay out a basket of securities or cash that differs from the published basket. The prices at which creations and redemptions occur are based on the next calculation of NAV after an order is received and deemed acceptable by the transfer agent. Orders from Authorized Participants to create or redeem Creation Units will only be accepted on a Business Day and are also subject to acceptance by the funds and the transfer agent.

Creations and redemptions must be made by an Authorized Participant that has executed an agreement with the Distributor with respect to creations and redemptions of Creation Unit aggregations. Information about the procedures regarding creation and redemption of Creation Units is included in the SAI.

### Authorized Participants and the Continuous Offering of Shares

Because new shares may be created and issued on an ongoing basis, at any point during the life of the funds, a "distribution," as such term is used in the Securities Act of 1933, as amended (the 1933 Act), may be occurring. Broker-dealers and other persons are cautioned that some activities on their part may, depending on the circumstances, result in them being deemed participants in a distribution in a manner that could render them statutory underwriters and subject to the prospectus-delivery and liability provisions of the 1933 Act. Nonetheless, any determination of whether one is an underwriter must take into account all the relevant facts and circumstances of each particular case.

Broker-dealers should also note that dealers who are not "underwriters," but are participating in a distribution (as contrasted to ordinary secondary transactions), and thus dealing with shares that are part of an "unsold allotment" within the meaning of Section 4(a)(3)(C) of the 1933 Act, would be unable to take advantage of the prospectus delivery exemption provided by Section 4(a)(3) of the 1933 Act. For delivery of prospectuses to exchange members, the prospectus delivery mechanism of Rule 153 under the 1933 Act is only available with respect to transactions on a national securities exchange.

## Creation and Redemption Transaction Fees for Creation Units

The funds may impose a creation transaction fee and a redemption transaction fee to offset transfer and other transaction costs associated with the issuance and redemption of Creation Units. The creation and redemption transaction fees applicable to the funds are listed below. The standard creation transaction fee is charged to each purchaser on the day such purchaser creates a Creation Unit. The standard fee is a single charge and will be the amount indicated below regardless of the number of Creation Units purchased by an investor on the same day. Similarly, the standard redemption transaction fee will be the amount indicated below regardless of the number of Creation Units redeemed that day. In addition, purchasers and redeemers of shares in Creation Units are responsible for payment of the costs of transferring securities to or out of the funds. Purchasers and redeemers of Creation Units for cash may also be subject to an additional variable charge up to the maximum amount shown in the table below. This additional variable charge will offset the transaction costs to the funds of buying or selling portfolio securities. In certain circumstances, the cost of any standard transaction fees and/or additional variable charges may be waived by a fund when doing so is believed to be in the best interests of the fund. From time to time, the investment adviser may cover the cost of any transaction fees.

The following table shows, as of November 28, 2025, the approximate value of one Creation Unit of each fund, including the standard and maximum additional creation and redemption transaction fee. These fees are payable only by investors who purchase shares directly from the funds. Retail investors who purchase shares through their brokerage account will not pay these fees. Investors who use the services of a broker or other such intermediary may pay fees for such services.

Name of Fund	Approximate Value of One Creation Unit	Standard Creation/Redemption Transaction Fee	Maximum Additional Creation Transaction Fee <sup>(1)</sup>	Maximum Additional Redemption Transaction Fee <sup>(1)</sup>
Schwab U.S. Broad Market ETF	\$1,315,695	\$1,500	3.0%	2.0%
Schwab 1000 Index ETF	\$1,644,510	\$ 500	3.0%	2.0%
Schwab U.S. Large-Cap ETF	\$1,349,105	\$ 500	3.0%	2.0%
Schwab U.S. Large-Cap Growth ETF	\$1,640,395	\$ 500	3.0%	2.0%
Schwab U.S. Large-Cap Value ETF	\$1,478,435	\$ 500	3.0%	2.0%
Schwab U.S. Mid-Cap ETF	\$1,504,925	\$ 500	3.0%	2.0%
Schwab U.S. Small-Cap ETF	\$1,432,215	\$1,500	3.0%	2.0%
Schwab U.S. Dividend Equity ETF	\$1,380,995	\$ 250	3.0%	2.0%

<sup>(1)</sup> As a percentage of total amount invested or redeemed.

## Additional Policies

### Policy Regarding Short-Term or Excessive Trading

The funds do not impose any restrictions on the frequency of purchases and redemptions of fund shares. When considering that a policy regarding short-term or excessive trading was not necessary for the funds, the Board of Trustees considered the structure of the funds as ETFs and that fund shares are purchased and redeemed directly with the funds only in large quantities (Creation Units) by Authorized Participants who are authorized to purchase and redeem shares directly with the funds. Because purchase and redemption transactions with Authorized Participants are an essential part of the ETF process and help keep ETF trading prices in line with NAV, the funds accommodate frequent purchases and redemptions by Authorized Participants. Frequent purchases and redemptions for cash may increase index tracking error and portfolio transaction costs and may lead to realization of capital gains. Frequent in-kind creations and redemptions do not give rise to these concerns. The funds reserve the right to reject or limit any purchase order at any time.

The funds reserve the right to impose restrictions on disruptive or abusive trading. Such trading is defined by the funds as purchases and sales of fund shares in amounts and frequency determined by the funds to be significant and in a pattern of activity that can potentially be detrimental to the funds and their shareholders. Such adverse effects can include diluting the value of the shareholders' holdings, increasing fund transaction costs, disrupting portfolio management strategy, incurring unwanted taxable gains, or forcing funds to hold excess levels of cash. The funds may reject purchase or redemption orders in such instances. The funds also impose a transaction fee on Creation Unit transactions that is designed to offset the funds' transfer and other transaction costs associated with the issuance and redemption of the Creation Units. The Board of Trustees may determine that policies and procedures regarding the frequency of purchases and redemptions of fund shares are necessary in the future.

### Investments by Registered Investment Companies

Section 12(d)(1) of the Investment Company Act of 1940, as amended, restricts investments by registered investment companies in the securities of other investment companies, including shares of the funds. Registered investment companies are permitted to invest in the funds beyond the limits set forth in section 12(d)(1), subject to certain terms and conditions including in some cases that such investment companies enter into an agreement with the funds.

## Payments to Financial Intermediaries

The investment adviser or its affiliates make payments out of their own resources, or provide products and services at a discount, to certain brokerage firms, banks, insurance companies, retirement plan service providers and other financial intermediaries that perform shareholder, recordkeeping, sub-accounting and other administrative services in connection with investments in fund shares. The investment adviser or its affiliates also make payments out of their own resources, or provide products and services at a discount, to certain financial intermediaries in connection with certain activities or services which may facilitate, directly or indirectly, investment in the funds. These payments may relate to marketing and/or fund promotion activities and presentations, educational training programs, conferences, the development and support of technology platforms and/or reporting systems, data analytics and support, or making shares of the funds available to their customers. These payments, which may be significant, are paid by the investment adviser or its affiliates out of their own resources and not from the assets of the funds.

Payments to a financial intermediary may create potential conflicts of interest between the intermediary and its clients as the payments may provide such intermediary with an incentive to favor sales of shares of the funds over other investment options they make available to their customers. Please see the SAI for additional information.

## Distributions and Taxes

---

Any investment in the funds typically involves several tax considerations. The information below is meant as a general summary for U.S. citizens and residents. Please see the SAI for additional information. Because each person's tax situation is different, you should consult your tax advisor about the tax implications of your investment in a fund. You also can visit the Internal Revenue Service (IRS) website at [www.irs.gov](http://www.irs.gov).

As a shareholder, you are entitled to your share of the dividends and gains your fund earns. Dividends from net investment income, if any, are generally declared and paid quarterly by each fund. Distributions of net realized capital gains, if any, generally are declared and paid once a year, although the funds may do so more frequently as determined by the Board of Trustees. To receive a dividend distribution, you must be a registered shareholder on the date that dividends are declared. Dividend distributions are paid to shareholders on the payable date. Although it is not generally expected, if a fund's distributions exceed its realized taxable income and capital gains during a taxable year, then all or a portion of the distributions made during that year may be characterized as a return of capital to shareholders. A return of capital distribution generally will not be taxable but will reduce the shareholder's cost basis and result in a higher capital gain or lower capital loss when those shares on which the distribution was received are sold. Each fund reserves the right to declare special distributions if, in its reasonable discretion, such action is necessary or advisable to preserve its status as a regulated investment company or to avoid imposition of income or excise taxes on undistributed income or realized gains. Dividends and other distributions on shares of the funds are distributed on a pro rata basis to beneficial owners of such shares. During the fourth quarter of the year, typically in early November, an estimate of the funds' year-end distributions, if any, may be made available on the funds' website [www.schwabassetmanagement.com](http://www.schwabassetmanagement.com).

Unless you are investing through an IRA, 401(k) or other tax-advantaged account, your fund distributions generally have tax consequences. Each fund's net investment income and short-term capital gains are distributed as dividends and will be taxable as ordinary income or qualified dividend income. Other capital gains distributions are taxable as long-term capital gains, regardless of how long you have held your shares in the fund. The maximum individual rate applicable to long-term capital gains and qualified dividend income is generally either 15% or 20%, depending on whether the individual's income exceeds certain threshold amounts. Distributions generally are taxable in the tax year in which they are declared, whether you reinvest them or take them in cash.

Generally, any sale of your shares is a taxable event. A sale of your shares may give rise to a gain or loss. In general, any gain or loss realized upon a taxable disposition of shares will be treated as long-term capital gain or loss if the shares have been held for more than one year. Otherwise, the gain or loss on the taxable disposition of shares will be treated as short-term capital gain or loss. The maximum individual rate applicable to long-term capital gains is generally either 15% or 20%, depending on whether the individual's income exceeds certain threshold amounts. Any loss realized upon a taxable disposition of shares held for six months or less will be treated as long-term, rather than short-term, to the extent of any long-term capital gains distributions received (or deemed received) by you with respect to the shares. All or a portion of any loss realized upon a taxable disposition of shares will be disallowed if you purchase other substantially identical shares within 30 days before or after the disposition. In such a case, the basis of the newly purchased shares will be adjusted to reflect the disallowed loss.

An additional 3.8% Medicare tax is imposed on certain net investment income (including ordinary dividends and capital gains distributions received from a fund and net gains from redemptions or other taxable dispositions of fund shares) of U.S. individuals, estates and trusts to the extent that such person's "modified adjusted gross income" (in the case of an individual) or "adjusted gross income" (in the case of an estate or trust) exceeds certain threshold amounts.

At the beginning of every year, the funds provide shareholders with information detailing the tax status of any distributions the funds paid during the previous calendar year. Schwab customers also receive information on distributions and transactions in their monthly account statements.

If you are investing through a taxable account and purchase shares of a fund just before it declares a distribution, you may receive a portion of your investment back as a taxable distribution. This is because when a fund makes a distribution, the share price is reduced by the amount of the distribution. You can avoid “buying a dividend,” as it is often called, by finding out if a distribution is imminent and waiting until afterwards to invest. Of course, you may decide that the opportunity to gain a few days of investment performance outweighs the tax consequences of buying a dividend.

Foreign shareholders may be subject to different U.S. federal income tax treatment, including withholding tax at the rate of 30% on amounts treated as ordinary dividends from a fund, as discussed in more detail in the SAI. Furthermore, the funds are required to withhold U.S. tax (at a 30% rate) on payments of taxable dividends made to certain non-U.S. entities that fail to comply (or be deemed compliant) with extensive reporting and withholding requirements designed to inform the U.S. Department of the Treasury of U.S.-owned foreign investment accounts. Shareholders may be requested to provide additional information to a fund to enable the fund to determine whether withholding is required.

### Taxes on Creation and Redemption of Creation Units

An Authorized Participant who exchanges securities for Creation Units generally will recognize a gain or a loss equal to the difference between the market value of the Creation Units at the time of the exchange and the sum of the exchanger’s aggregate basis in the securities surrendered and the cash component paid. A person who redeems Creation Units will generally recognize a gain or loss equal to the difference between the exchanger’s basis in the Creation Units and the sum of the aggregate market value of the securities and the amount of cash received for such Creation Units. The IRS, however, may assert that a loss realized upon an exchange of securities for Creation Units cannot be deducted currently under the rules governing “wash sales,” or on the basis that there has been no significant change in economic position. Persons exchanging securities for Creation Units should consult a tax advisor with respect to whether wash sale rules apply and when a loss might be deductible.

Any capital gain or loss realized upon a redemption (or creation) of Creation Units is generally treated as long-term capital gain or loss if the funds’ shares (or securities surrendered) have been held for more than one year and as short-term capital gain or loss if the shares (or securities surrendered) have been held for one year or less.

If you purchase or redeem Creation Units, you will be sent a confirmation statement showing how many shares you purchased or sold and at what price. Persons purchasing or redeeming Creation Units should consult their own tax advisors with respect to the tax treatment of any creation or redemption transaction.

## Additional Information

---

### Index Provider

S&P Dow Jones Indices LLC is a full service index provider that develops, maintains, and licenses indices for use as benchmarks and as the basis of investment products. With respect to all the funds except Schwab 1000 Index ETF, the investment adviser has entered into a license agreement with S&P Dow Jones Indices LLC or its affiliates to use the Dow Jones Indices (as defined below). Fees payable under the license agreement are paid by the investment adviser. S&P Dow Jones Indices LLC and its affiliates have no obligation to continue to provide the Indices to the investment adviser beyond the term of the license agreement.

The Schwab 1000 Index is the property of the investment adviser, which has contracted with S&P Opco, LLC (a subsidiary of S&P Dow Jones Indices LLC) to calculate and maintain the Schwab 1000 Index. The Schwab 1000 Index is not sponsored by S&P Dow Jones Indices LLC or its affiliates or its third party licensors, including Standard & Poor’s Financial Services LLC and Dow Jones Trademark Holdings LLC (collectively, S&P Dow Jones Indices). S&P Dow Jones Indices will not be liable for any errors or omissions in calculating the Schwab 1000 Index.

### Disclaimers

“Dow Jones<sup>®</sup>” is a registered trademark of Dow Jones Trademark Holdings LLC (Dow Jones) and Dow Jones U.S. Broad Stock Market Index, Dow Jones U.S. Large-Cap Total Stock Market Index, Dow Jones U.S. Large-Cap Growth Total Stock Market Index, Dow Jones U.S. Large-Cap Value Total Stock Market Index, Dow Jones U.S. Mid-Cap Total Stock Market Index, Dow Jones U.S. Small-Cap Total Stock Market Index, and Dow Jones U.S. Dividend 100<sup>™</sup> Index (the Dow Jones Indices) are trademarks of S&P Dow Jones Indices LLC and/or its affiliates. The Dow Jones Indices are products of S&P Dow Jones Indices LLC, and have been licensed for use by the investment adviser. Schwab U.S. Broad Market ETF, Schwab U.S. Large-Cap ETF, Schwab U.S. Large-Cap Growth ETF, Schwab U.S. Large-Cap Value ETF, Schwab U.S. Mid-Cap ETF, Schwab U.S. Small-Cap ETF, and Schwab U.S. Dividend Equity ETF are not sponsored, endorsed, sold or promoted by S&P Dow Jones Indices LLC, Dow Jones, any of their third party licensors, or any of their respective affiliates (collectively, S&P Dow Jones Indices Entities). S&P Dow Jones Indices Entities do not make any representation or warranty, express or implied, to the owners of the funds or any member of the public regarding the advisability of investing in securities generally or in the funds particularly or the ability of the

Dow Jones Indices to track general market performance. S&P Dow Jones Indices Entities' only relationship to the investment adviser with respect to the Dow Jones Indices is the licensing of the Dow Jones Indices and certain trademarks, service marks and/or trade names of S&P Dow Jones Indices Entities. The Dow Jones Indices are determined, composed and calculated by S&P Dow Jones Indices Entities without regard to the investment adviser or the funds. S&P Dow Jones Indices Entities have no obligation to take the needs of the investment adviser or fund shareholders into consideration in determining, composing or calculating the Dow Jones Indices. S&P Dow Jones Indices Entities are not responsible for and have not participated in the determination of the prices, and amount of the funds or the timing of the issuance or sale of the funds or in the determination or calculation of the equation by which the funds are to be converted into cash or redeemed, as the case may be. S&P Dow Jones Indices Entities have no obligation or liability in connection with the administration, marketing or trading of the funds. There is no assurance that investment products based on the Dow Jones Indices will accurately track index performance or provide positive investment returns. S&P Dow Jones Indices LLC and its subsidiaries are not investment advisors. Inclusion of a security within the Dow Jones Indices is not a recommendation by S&P Dow Jones Indices Entities to buy, sell, or hold such security, nor is it considered to be investment advice.

"Calculated by S&P Dow Jones Indices" and the related stylized mark(s) are service marks of S&P Dow Jones Indices LLC and have been licensed to the investment adviser for use by the Schwab 1000 Index<sup>®</sup> ETF. S&P<sup>®</sup> is a registered trademark of Standard & Poor's Financial Services LLC. Schwab 1000 Index ETF which is based on the Schwab 1000 Index is not sponsored, endorsed, sold or promoted by S&P Dow Jones Indices LLC. S&P Dow Jones Indices LLC does not make any representation or warranty, express or implied, to the owners of Schwab 1000 Index ETF or any member of the public regarding the advisability of investing in securities generally or in the Schwab 1000 Index or Schwab 1000 Index ETF particularly or the ability of the Schwab 1000 Index or Schwab 1000 Index ETF to track general market performance. S&P Dow Jones Indices LLC's only relationship to the investment adviser with respect to the Schwab 1000 Index is the licensing of the S&P Global BMI Index, certain trademarks, service marks and trade names of S&P Dow Jones Indices LLC, and the provision of the calculation services on behalf of the investment adviser related to the Schwab 1000 Index without regard to the investment adviser or Schwab 1000 Index ETF. S&P Dow Jones Indices LLC is not responsible for and has not participated in the creation of Schwab 1000 Index ETF, the determination of the prices and amount of Schwab 1000 Index ETF or the timing of the issuance or sale of Schwab 1000 Index ETF or in the determination or calculation of the equation by which Schwab 1000 Index ETF may be converted into cash or other redemption mechanics. S&P Dow Jones Indices LLC has no obligation or liability in connection with the administration, marketing or trading of Schwab 1000 Index ETF. There is no assurance that investment products based on the Schwab 1000 Index will accurately track index performance or provide positive investment returns. S&P Dow Jones Indices LLC is not an investment advisor. Inclusion or exclusion of a security within the Schwab 1000 Index is not a recommendation by S&P Dow Jones Indices LLC to buy, sell, or hold such security, nor is it investment advice. S&P Dow Jones Indices LLC does not act nor shall be deemed to be acting as a fiduciary in providing the S&P Global BMI Index.

S&P DOW JONES INDICES ENTITIES DO NOT GUARANTEE THE ADEQUACY, ACCURACY, TIMELINESS AND/OR THE COMPLETENESS OF THE DOW JONES INDICES OR THE SCHWAB 1000 INDEX, INTELLECTUAL PROPERTY, SOFTWARE, OR ANY DATA RELATED THERETO, OR ANY COMMUNICATION, INCLUDING BUT NOT LIMITED TO, ORAL OR WRITTEN COMMUNICATION (INCLUDING ELECTRONIC COMMUNICATIONS) WITH RESPECT THERETO. S&P DOW JONES INDICES ENTITIES SHALL NOT BE SUBJECT TO ANY DAMAGES OR LIABILITY FOR ANY ERRORS, OMISSIONS, OR DELAYS THEREIN. S&P DOW JONES INDICES ENTITIES MAKE NO EXPRESS OR IMPLIED WARRANTIES, AND EXPRESSLY DISCLAIM ALL WARRANTIES OF MERCHANTABILITY OR FITNESS FOR A PARTICULAR PURPOSE OR USE, OR AS TO RESULTS TO BE OBTAINED BY THE INVESTMENT ADVISER, FUND SHAREHOLDERS, OR ANY OTHER PERSON OR ENTITY FROM THE USE OF THE DOW JONES INDICES AND THE SCHWAB 1000 INDEX, INTELLECTUAL PROPERTY, SOFTWARE, OR WITH RESPECT TO ANY DATA RELATED THERETO. WITHOUT LIMITING ANY OF THE FOREGOING, IN NO EVENT WHATSOEVER SHALL S&P DOW JONES INDICES ENTITIES BE LIABLE FOR ANY INDIRECT, SPECIAL, INCIDENTAL, PUNITIVE, OR CONSEQUENTIAL DAMAGES, INCLUDING BUT NOT LIMITED TO, LOSS OF PROFITS, TRADING LOSSES, LOST TIME, OR GOODWILL, EVEN IF THEY HAVE BEEN ADVISED OF THE POSSIBILITY OF SUCH DAMAGES, WHETHER IN CONTRACT, TORT, STRICT LIABILITY, OR OTHERWISE. THERE ARE NO THIRD PARTY BENEFICIARIES OF ANY AGREEMENTS OR ARRANGEMENTS BETWEEN S&P DOW JONES INDICES ENTITIES AND THE INVESTMENT ADVISER, OTHER THAN THE LICENSORS OF S&P DOW JONES INDICES ENTITIES.

Shares of the funds are not sponsored, endorsed or promoted by NYSE Arca, Inc. NYSE Arca makes no representation or warranty, express or implied, to the owners of the shares of the funds or any member of the public regarding the ability of a fund to track the total return performance of its underlying index or the ability of the underlying index to track stock market performance. NYSE Arca is not responsible for, nor has it participated in, the determination of the compilation or the calculation of any underlying index, nor in the determination of the timing of, prices of, or quantities of shares of the funds to be issued, nor in the determination or calculation of the equation by which the shares are redeemable. NYSE Arca has no obligation or liability to owners of the shares of the funds in connection with the administration, marketing or trading of the shares of the funds.

NYSE Arca shall have no liability for damages, claims, losses or expenses caused by any errors, omissions, or delays in calculating or disseminating any current index or portfolio value; the current value of the portfolio of securities required to be deposited to the funds; the amount of any dividend equivalent payment or cash distribution to holders of shares of the funds; net asset value; or other information relating to the creation, redemption or trading of shares of the funds, resulting from any negligent act or omission by NYSE Arca, or any act, condition or cause beyond the reasonable control of NYSE Arca, including, but not limited to, an act of God; fire; flood; extraordinary weather conditions; war; insurrection; riot; strike; accident; action of government; communications or power failure; equipment or software

malfunction; or any error, omission or delay in the reporting of transactions in one or more underlying securities. NYSE Arca makes no warranty, express or implied, as to results to be obtained by any person or entity from the use of any underlying index or data included therein and NYSE Arca makes no express or implied warranties, and disclaims all warranties of merchantability or fitness for a particular purpose with respect to shares of the funds or any underlying index or data included therein.

The funds and the investment adviser do not guarantee the accuracy and/or the completeness of the indexes or any data included therein and shall have no liability for any errors, omissions, or interruptions therein. The funds and the investment adviser make no warranty, express or implied, as to results to be obtained by the funds, or any other person or entity from the use of the indexes or any data included therein. The funds and the investment adviser make no express or implied warranties, and expressly disclaims all warranties, of merchantability or fitness for a particular purpose or use with respect to the indexes or any data included therein, without limiting any of the foregoing, in no event shall the funds and the investment adviser have any liability for any lost profits or indirect, punitive, special or consequential damages (including lost profits), even if notified of the possibility of such damages.

# Schwab U.S. Equity ETFs

---

## To Learn More

This prospectus contains important information on the funds and should be read and kept for reference. You also can obtain more information from the following sources:

Recent information regarding a fund's NAV, market price, premiums and discounts, and bid-ask spreads is available at [www.schwabassetmanagement.com](http://www.schwabassetmanagement.com).

Additional information about a fund's investments is available in the fund's **annual and semiannual reports** to shareholders, which are sent to current investors, and in Form N-CSR. In a fund's annual report, you will find a discussion of the market conditions and investment strategies that significantly affected the fund's performance during its last fiscal year. In Form N-CSR, you will find a fund's annual and semiannual financial statements.

The **Statement of Additional Information (SAI)** includes a more detailed discussion of investment policies and the risks associated with various investments. The SAI is incorporated by reference into the prospectus, making it legally part of the prospectus.

For a free copy of any of these documents, to request other information, or ask questions about the funds, call 1-877-824-5615. In addition, you may visit [www.schwabassetmanagement.com/prospectus](http://www.schwabassetmanagement.com/prospectus) for a free copy of these documents.

The SAI, annual and semiannual reports, holdings and financial statements, and other related materials are available from the EDGAR Database on the SEC's website ([www.sec.gov](http://www.sec.gov)). You can obtain copies of this information, after paying a duplicating fee, by sending a request by e-mail to [publicinfo@sec.gov](mailto:publicinfo@sec.gov).